soltec

More life.



SHUTTERS

SLIDING | FOLDING | LIFTING

02/26

CE certified

soltec

More life.

SHUTTERS

SLIDING | FOLDING | LIFTING

6 SLIDING SHUTTERS

Sliding shutters consist of panels that can be manually moved to the left or right, thus revealing or covering windows. When opened, the blinds are moved away from the glass surfaces, providing an unobstructed view through the windows.

The shutters can be moved to any position, allowing control over the amount of sunlight that enters the room and creating as much privacy as desired at any given time.



28 FOLDING SHUTTERS

Folding shutters can be opened manually or electromotive driven in both directions - left or right, following the principle of an accordion. The individual panels in the shutter fold next to each other when opened, taking up very little space. On the other hand, closed shutters blend in with the facade and create a unified look of the building.

These blinds allow for adjusting their position, ensuring appropriate shading and privacy for interior spaces.

54 LIFTING SHUTTERS

The shutters can be raised and lowered by an electromotive drive. During the summer, when the sun is high and strong, the shutters can be lifted to create an eave that provides shading to the space while allowing a completely open view. The shutters can be lowered when the sun is low to achieve the desired shading effect.

Due to their unique mechanism, the shutters cannot be manually lifted, offering extremely high security.

71 FRAMES, PANELS & ACCESSORIES

92 CONTACT

INDEX

SOLTEC sliding façade panels are dynamic architectural elements designed to protect buildings from excessive solar heat gain, regulate natural daylight, provide privacy, and enhance the overall architectural appearance of the building envelope. The system enables effective shading of windows, balconies, and entire façade surfaces while contributing significantly to the energy efficiency and occupant comfort of the building.

The panels are installed externally in front of windows and façades, between balcony slabs, or in front of balcony structures. Thanks to their modular design and wide range of configuration options, the system is suitable for residential, commercial, hospitality, and public buildings in both new construction and renovation projects.

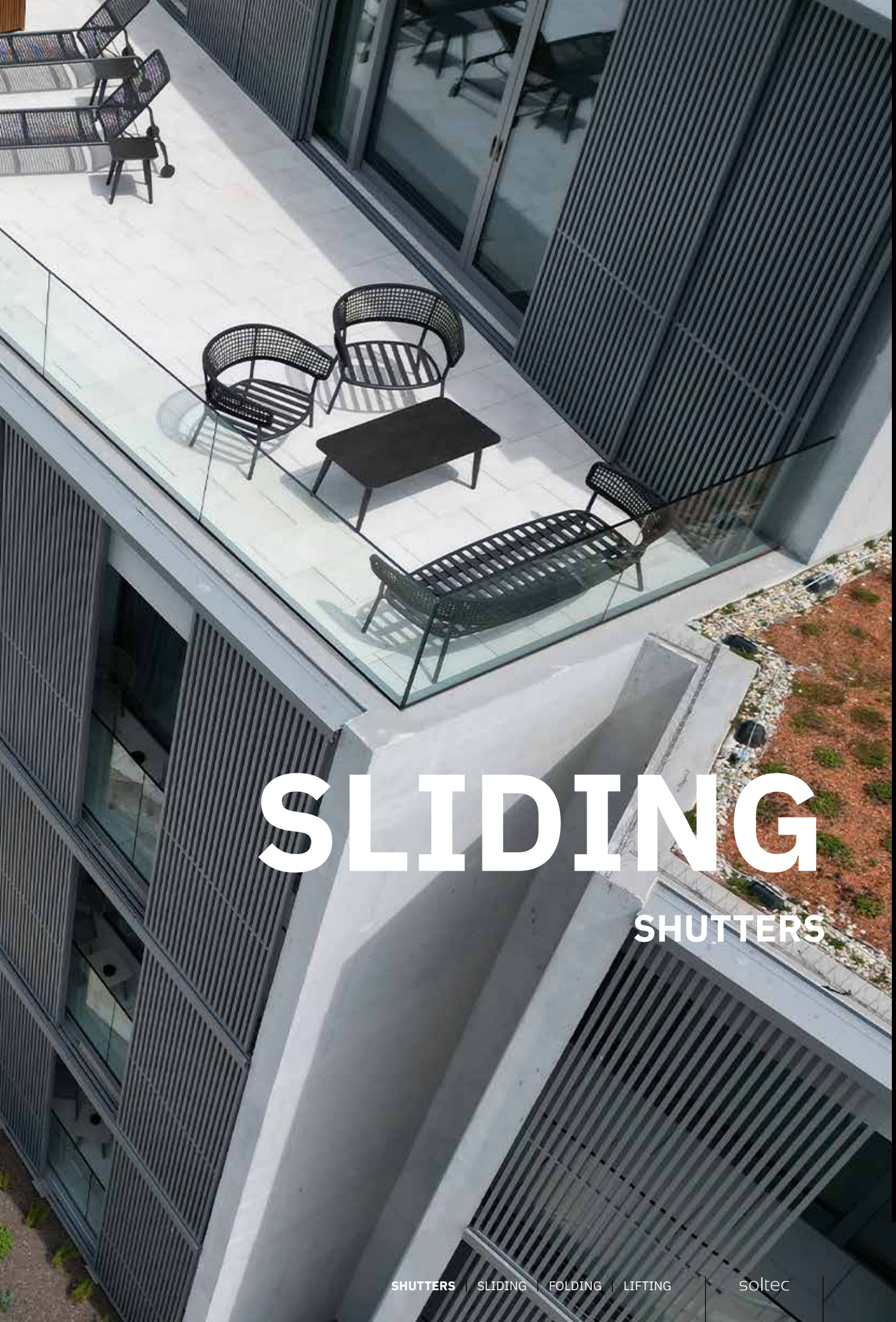

SLIDING

SHUTTERS

Sliding Shutters

Type

SPH

Up to
6m²
per panel

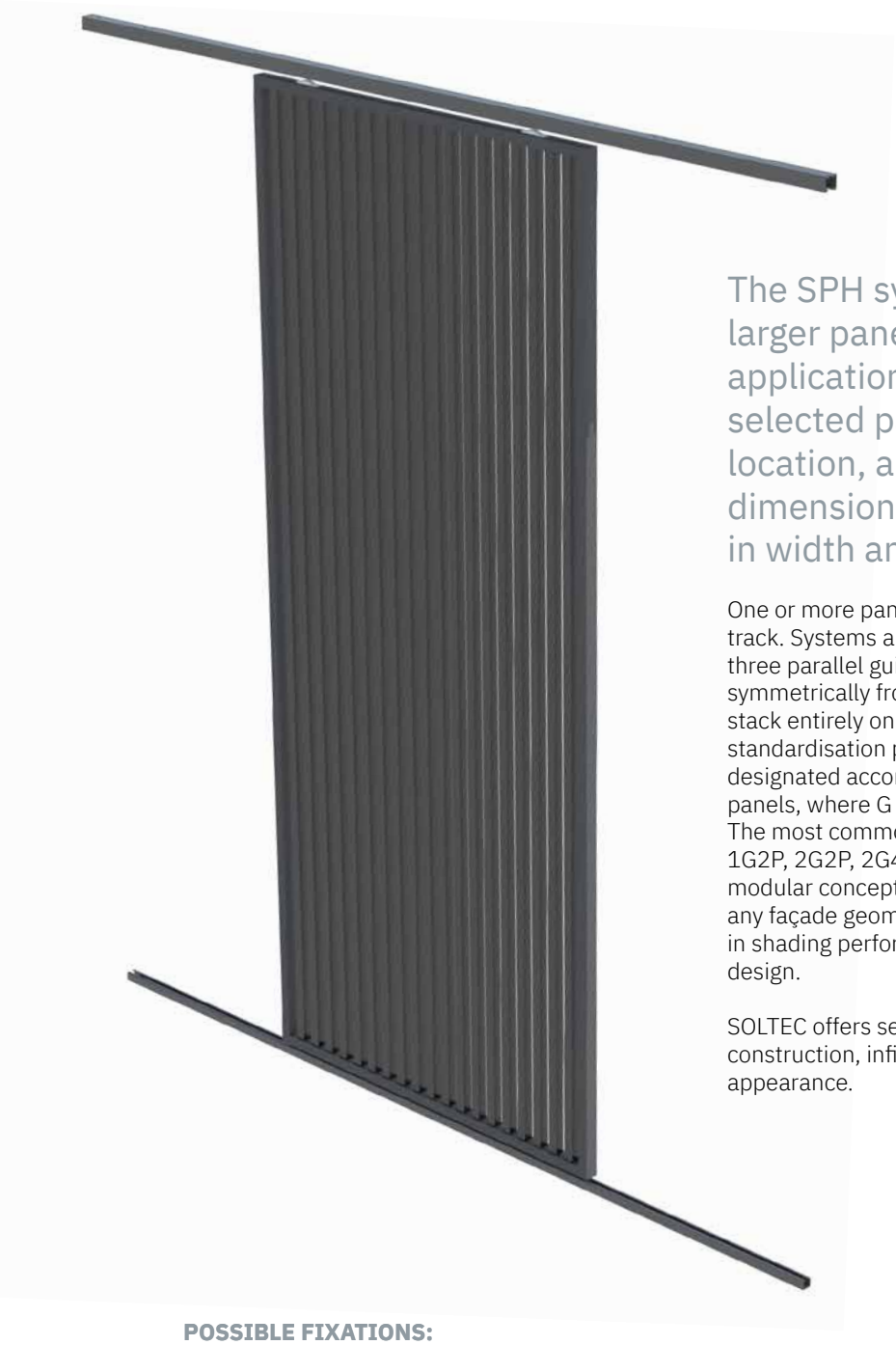

The SPH system is intended for larger panels and more demanding applications. Depending on the selected panel model, project location, and wind design loads, panel dimensions can reach up to 1,500 mm in width and 4,500 mm in height.

One or more panels can be installed on each guide track. Systems are typically configured with one, two, or three parallel guide tracks, allowing the panels to slide symmetrically from the centre towards both sides or to stack entirely on the left or right side of the opening. For standardisation purposes, system configurations are designated according to the number of guide tracks and panels, where G represents Guide and P represents Panel. The most commonly used arrangements include 1G1P, 1G2P, 2G2P, 2G4P, 3G3P, and 3G6P configurations. This modular concept allows the system to be adapted to virtually any façade geometry while providing maximum flexibility in shading performance, privacy control, and architectural design.

SOLTEC offers several panel models that differ in frame construction, infill type, structural performance, and visual appearance.

POSSIBLE FIXATIONS:

- **Facade wall fixation**
- **Ceiling visible fixation**
- **Ceiling hidden fixation**

Sliding Shutters

Type

SP

Up to
4,2m²
per panel

The SP system is designed for small and medium-sized panels and projects with standard wind load requirements, with recommended panel dimensions of up to 1,200 mm in width and 3,500 mm in height.

One or more panels can be installed on each guide track. Systems are typically configured with one, two, or three parallel guide tracks, allowing the panels to slide symmetrically from the centre towards both sides or to stack entirely on the left or right side of the opening. For standardisation purposes, system configurations are designated according to the number of guide tracks and panels, where G represents Guide and P represents Panel. The most commonly used arrangements include 1G1P, 1G2P, 2G2P, 2G4P, 3G3P, and 3G6P configurations. This modular concept allows the system to be adapted to virtually any façade geometry while providing maximum flexibility in shading performance, privacy control, and architectural design.

SOLTEC offers several panel models that differ in frame construction, infill type, structural performance, and visual appearance.

POSSIBLE FIXATIONS:

- **Facade wall fixation**
- **Ceiling visible fixation**
- **Ceiling hidden fixation**

Sliding Shutters

Sliding Shutters

Guide Systems

1 GUIDE **2** PANELS

2 GUIDES **4** PANELS

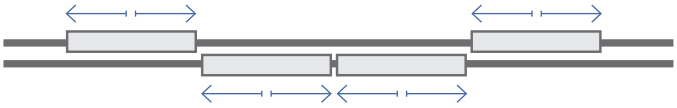

3 GUIDES **6** PANELS

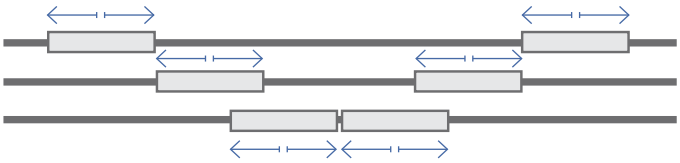

1 GUIDE **1** PANEL

2 GUIDES **2** PANELS

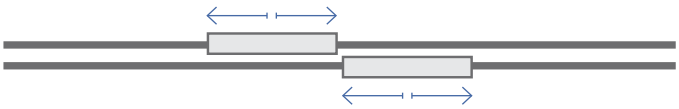

3 GUIDES **3** PANELS

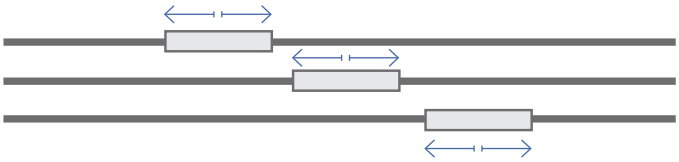

Sliding Shutters SPH Q40 | V30 Aluminium

Manual Sliding Façade Shutter System

For more about this project, scan the QR code

Panel Width	max. 1,5 m min. 0,2 m
Panel Height	max. 4,5 m
Operation	manual
Frame	Q40/40
Infill	R40/30

The **Q40 V30** panel is a robust welded aluminium construction featuring a Q40 perimeter frame and V30 vertical aluminium infill. The structure is engineered for high wind loads and can withstand wind gusts of up to approximately 150 km/h, depending on panel dimensions, fixing details, and project-specific conditions. All aluminium components are manufactured from corrosion-resistant aluminium alloys and are powder-coated in the selected RAL colour following fabrication and surface pre-treatment. Stainless steel components remain uncoated.

Q40
PROFILE

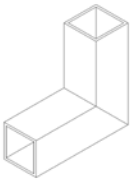

V30
INFILL



Manual Sliding Façade Shutter System

DISPOSITION

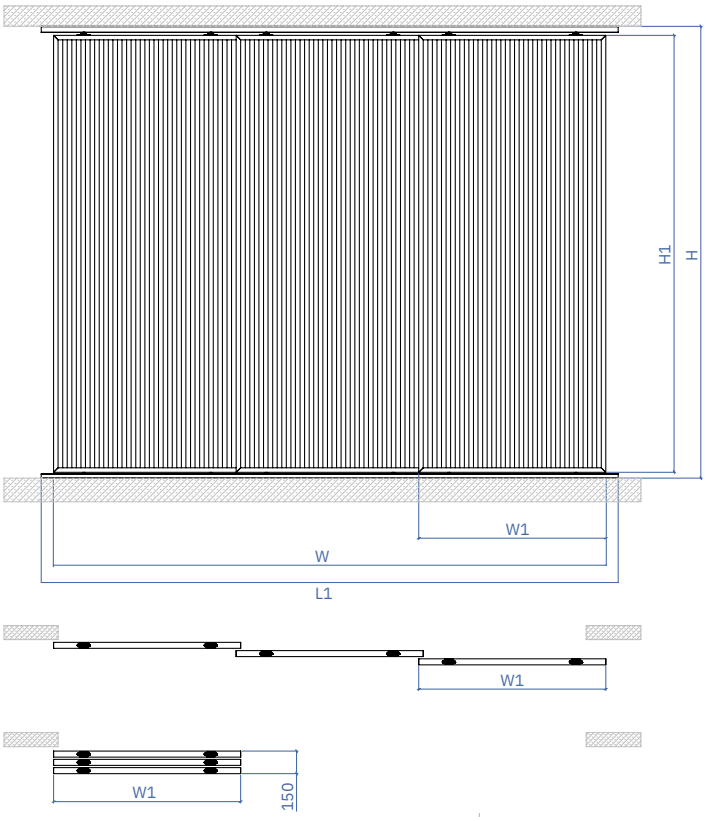

Guides (Length L1) can be ordered longer than the Width (W) of the shutter.

CROSS-SECTION

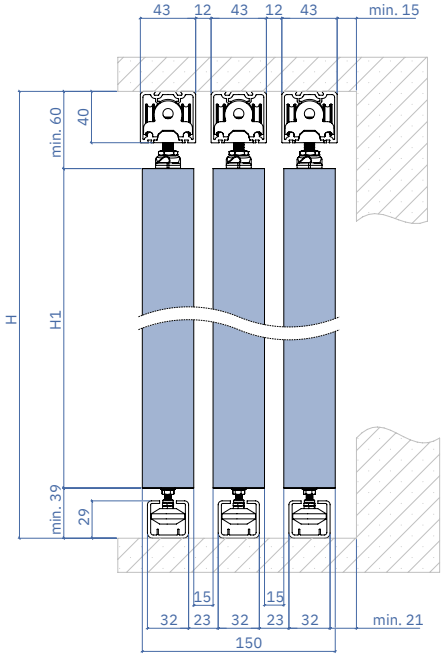

W Width of the shutters
W1 Width of one panel
H Height of the shutters
H1 Height of panel
L1 Length of guides

* With Height above 3m, horizontal guide is necessary.

Panel Width	max. 0,8 m min. 0,2 m
Panel Height	max. 3,2 m
Operation	manual
Frame	L50
Infill	45x45

The **L50** Wood panel combines a minimalist welded aluminium frame measuring 50 × 50 × 5 mm with horizontal timber slats. The slim frame geometry creates a clean architectural appearance while maintaining excellent structural rigidity. The panel can be equipped with an integrated Locker locking system, allowing secure positioning at any point along the guide track. All aluminium components are powder-coated in the selected RAL colour, while all stainless steel components remain uncoated.

L50
PROFILE

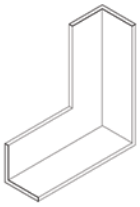

H45
INFILL

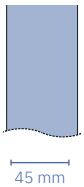

Manual Sliding Façade Shutter System

DISPOSITION



Guides (Length L1) can be ordered longer than the Width (W) of the shutter.

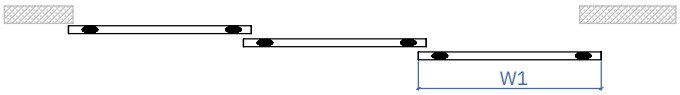

CROSS-SECTION

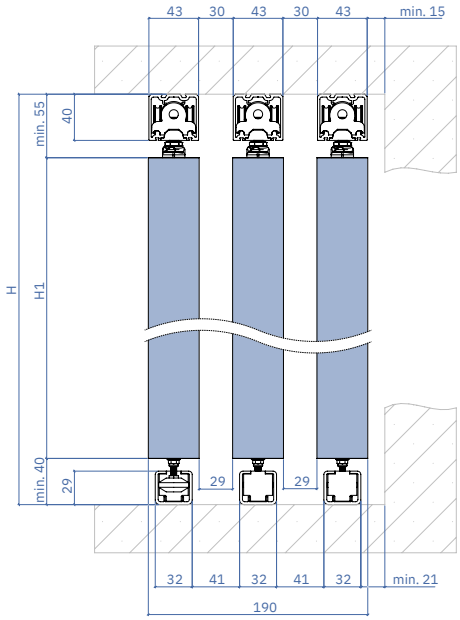

W Width of the shutters
W1 Width of one panel
H Height of the shutters
H1 Height of panel
L1 Length of guides

* Class 3 acc. to EN13659 above Height 2500 mm.

Panel Width	max. 1,2 m min. 0,2 m
Panel Height	max. 3,5 m
Operation	manual
Frame	L44
Infill	10x50 mm ALU painted

The **L44** panel is manufactured using a assembled L44 aluminium frame profile and offers exceptional flexibility regarding infill selection. Available infill options include horizontal aluminium slats measuring 10 × 50 mm, horizontal timber slats measuring 24 × 70 mm, solid sheet metal, perforated sheet metal, expanded metal mesh, and a variety of architectural façade materials. The system also allows the integration of infill panels up to 24 mm thick, including HPL panels, fibre-cement boards, aluminium composite panels, and other façade cladding materials. All aluminium components are powder-coated in the selected RAL colour after fabrication and surface treatment.

L44
PROFILE

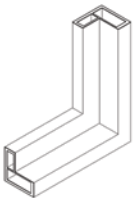

10x50
INFILL

Aluminium slats can be delivered in Wood Finish wrap.

Manual Sliding Façade Shutter System

DISPOSITION

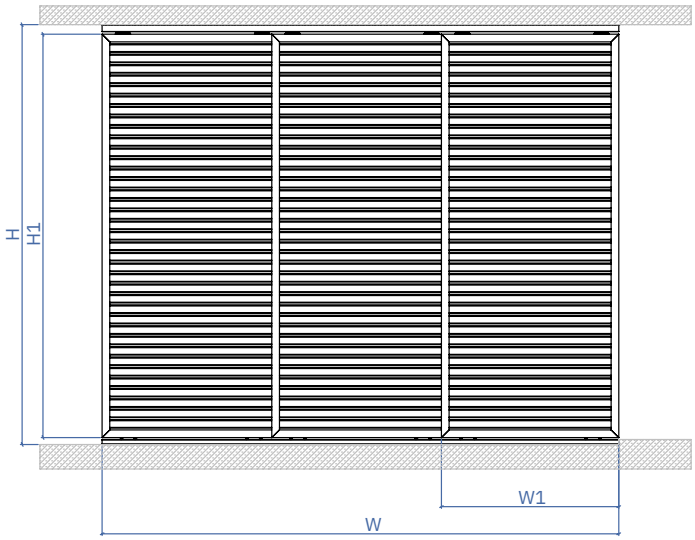

Guides (Length L1) can be ordered longer than the Width (W) of the shutter.

CROSS-SECTION

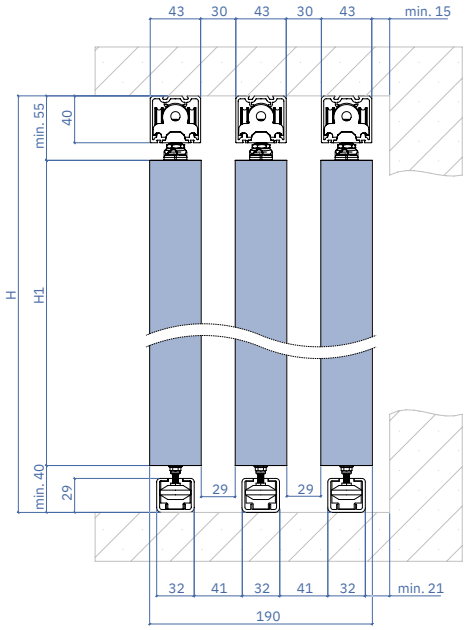

W Width of the shutters
W1 Width of one panel
H Height of the shutters
H1 Height of panel
L1 Length of guides

* Class 3 acc. to EN13659.

Sliding Shutters SP H50 | H10 Aluminium

Manual Sliding Façade Shutter System

Panel Width	max. 1,2 m min. 0,2 m
Panel Height	max. 3,5 m
Operation	manual
Frame	H50
Infill	aluminum 10x50 mm

The **H50** panel represents an economical sliding façade solution based on an assembled H50 aluminium frame. The most common infill options include H10 aluminium aerofoil slats measuring 10 × 50 mm and timber slats measuring 24 × 70 mm, although other infill variations are also available. All aluminium components are powder-coated in the selected RAL colour after fabrication and surface preparation.
The Q40 and L50 panel models can optionally be equipped with the Locker locking system, which allows the panel to be mechanically secured in any desired position along the guide track. This feature provides additional stability under wind loads while enabling precise control of shading, privacy, and façade appearance.

H50
PROFILE

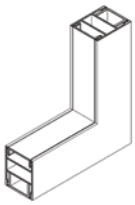

10x50
INFILL

Manual Sliding Façade Shutter System

DISPOSITION



CROSS-SECTION

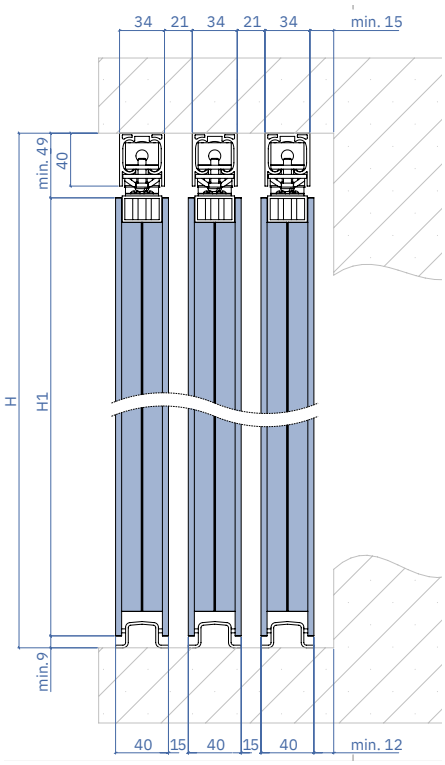

W Width of the shutters
W1 Width of one panel
H Height of the shutters
H1 Height of panel
L1 Length of guides

Guides (Length L1) can be ordered longer than the Width (W) of the shutter.

* Class 3 acc. to EN13659.

Panel Width	max. 1,2 m min. 0,2 m
Panel Height	max. 3,2 m
Operation	manual
Frame	H50
Infill	wood 24x70 mm

The **H50** panel represents an economical sliding façade solution based on an assembled H50 aluminium frame. The most common infill options include H10 aluminium aerofoil slats measuring 10 × 50 mm and timber slats measuring 24 × 70 mm, although other infill variations are also available. All aluminium components are powder-coated in the selected RAL colour after fabrication and surface preparation.
The Q40 and L50 panel models can optionally be equipped with the Locker locking system, which allows the panel to be mechanically secured in any desired position along the guide track. This feature provides additional stability under wind loads while enabling precise control of shading, privacy, and façade appearance.

H50
PROFILE

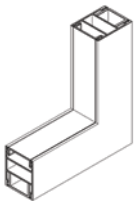

24x70
INFILL

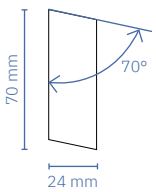

Manual Sliding Façade Shutter System

DISPOSITION



CROSS-SECTION

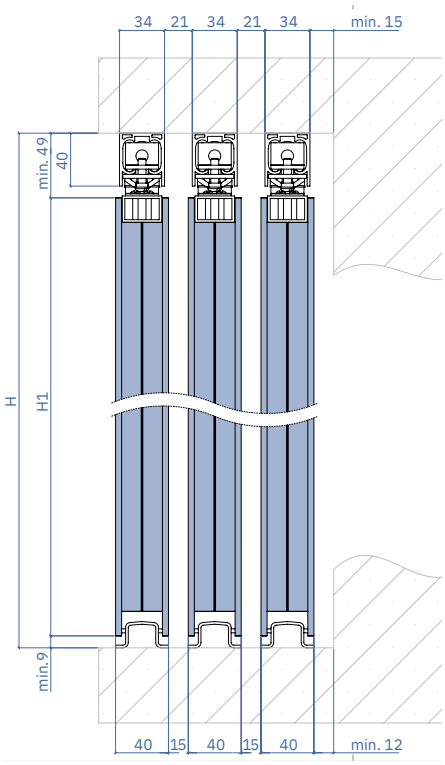

W Width of the shutters
W1 Width of one panel
H Height of the shutters
H1 Height of panel
L1 Length of guides

Guides (Length L1) can be ordered longer than the Width (W) of the shutter.

* Class 3 acc. to EN13659.

Panel Width	max. 1,2 m min. 0,4 m
Panel Height	max. 3,5 m
Operation	manual
Frame	50/50
Infill	U80/40

The **U80** panel consists of vertically welded aluminium profiles measuring 80 × 40 mm integrated into a supporting frame manufactured from 50 × 50 mm aluminium profiles. The pronounced three-dimensional geometry creates a distinctive façade appearance while providing effective solar protection and visual screening. All aluminium components are powder-coated in the selected RAL colour after fabrication and surface preparation, while stainless steel components remain uncoated.



U80 Q50
PROFILE

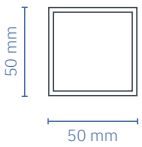

V40
INFILL

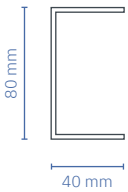

Manual Sliding Façade Shutter System

DISPOSITION

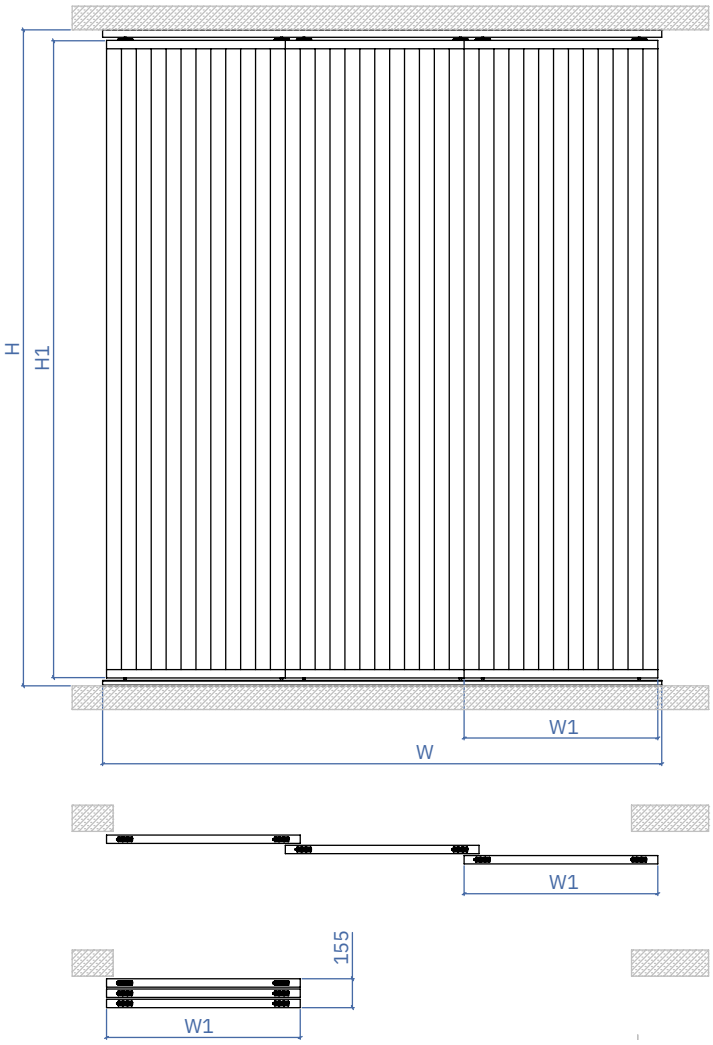

CROSS-SECTION

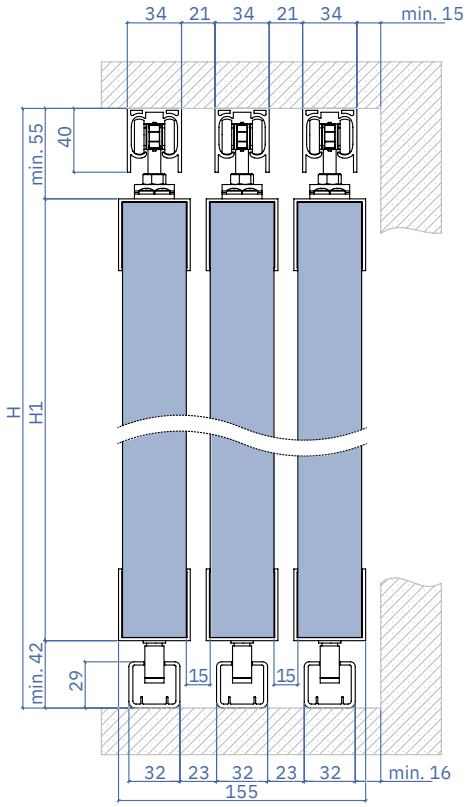

W Width of the shutters
W1 Width of one panel
H Height of the shutters
H1 Height of panel
L1 Length of guides

Guides (Length L1) can be ordered longer than the Width (W) of the shutter.

The SOLTEC FPE Folding Panel Façade System is a premium architectural solution developed for dynamic solar shading, privacy control, façade protection and enhancement of contemporary building envelopes. The system combines functional performance with elegant architectural design, enabling architects and designers to create dynamic façades that actively respond to changing environmental conditions and user requirements.

The folding panels move smoothly from a compact stacked position to a fully extended position, providing effective regulation of daylight penetration, solar gains and visual comfort while contributing to the overall architectural identity of the building. When the panels are opened, the guide system and fixing elements remain visually discreet, ensuring a clean and refined façade appearance.

The system is suitable for residential, commercial, hospitality, educational and public buildings where high aesthetic standards, durability and long-term reliability are required.

FOLDING

SHUTTERS

Folding Shutters

Folding Shutters

General information

INFILL OPTIONS

To ensure maximum architectural flexibility, the SOLTEC FPE system can accommodate a wide range of infill materials. Standard solutions include horizontal aluminium profiles, perforated aluminium sheets, expanded metal mesh, laser-cut metal panels and aluminium composite panels. For projects requiring a more distinctive architectural expression, timber elements, decorative laminated glass and other custom-designed infill materials may also be incorporated.

Depending on the selected frame profile, infill thicknesses of up to 4 mm for the Q40 system and up to 24 mm for the L44 system can be accommodated. Maximum infill weight is determined according to the selected configuration and project requirements.

DIMENSIONS AND CONFIGURATION

The system is designed to provide maximum flexibility for façade design. Individual manual panel widths can range from 150 mm to 700 mm depending on the selected model, panel heights may reach up to 3500 mm. While motorised panels have to be at least 420 mm in width. Folding assemblies may consist of two to six panels, allowing architects to create a wide variety of façade compositions and shading solutions.

INSTALLATION

The folding mechanism is preassembled onto the panel structure and connected to the guide system. The upper and lower guides must be fixed to a structurally adequate supporting structure that forms part of the building construction and is not included within the scope of the SOLTEC Folding system.

SURFACE PROTECTION

All aluminium components are powder coated according to Qualicoat specifications, providing excellent resistance to weathering and UV exposure. Optional anodised finishes are available upon request. Fasteners and connection elements are manufactured from stainless steel, with AISI 304 used as standard and AISI 316 available for coastal and aggressive environments.

MAINTENANCE

The SOLTEC Folding system has been designed for long service life and minimal maintenance. Periodic inspection of moving components, fixing points and electrical connections should be carried out in accordance with the installation and maintenance manual. Regular maintenance ensures reliable operation, preserves the appearance of the system and maximises product longevity.

Folding Shutters FPE

General information

FUNCTIONAL CHARACTERISTICS

The SOLTEC FPE system enables smooth and controlled movement between fully closed and fully open positions. Depending on project requirements, fixed, manually operated and motorised folding panels may be combined within the same façade composition while maintaining a uniform external appearance.

The dynamic façade provides effective solar shading during periods of intense sunlight while allowing natural daylight and visual connection with the surrounding environment whenever desired. In addition to improving indoor comfort and reducing solar heat gains, the system enhances privacy, protects glazing surfaces and contributes to the overall energy performance of the building.

CONSTRUCTION

The system consists of folding panels manufactured from high-quality extruded aluminium profiles. Depending on the selected model and project requirements, different frame configurations may be used, including the Q40 and L44 frame systems.

The folding mechanism is supported by precision-engineered roller assemblies and stainless-steel connection components, ensuring smooth operation, dimensional stability and long-term durability. The panels are connected to upper and lower aluminium guide systems that provide accurate guidance and reliable operation throughout the entire opening and closing cycle.

All visible aluminium components are powder coated in any RAL colour, allowing seamless integration into the architectural design of the building. Stainless-steel components are manufactured from corrosion-resistant materials suitable for long-term outdoor use.

DRIVE SYSTEMS

MANUAL OPERATION

MOTORIZED OPERATION

The SOLTEC FPE system is available in both manual and motorised versions.

The motorised FPE-M models are operated by concealed 24 V DC linear actuators integrated within an aluminium drive mechanism positioned above the folding panel assembly. Each panel assembly is equipped with an independent actuator that allows individual operation, group control and integration into building management systems. The system may also be connected to weather stations, wind sensors and other automation controls.

A key advantage of the SOLTEC motorised system is the concealed actuator arm, which performs not only as a drive element but also as a structural stabilisation component. This unique solution significantly increases wind resistance, operational reliability and user safety compared with conventional folding shutter systems.

Manual versions of the system provide the same architectural appearance while offering a simple and cost-effective operating solution. Depending on the selected model, locking mechanisms may also be integrated to provide additional security.

Folding Shutters

Type

FPE

In the FPE system, the shutter panels are offset from the guide tracks and positioned in front of the guides.

This arrangement allows the guide profiles and operating components to be visually concealed behind the panels, creating a cleaner and more integrated façade appearance. The FPE concept can be supplied as a manual or motorised system and enables the integration of façade automation where required.

The FPE system, whether manual or motorised, is available with Q40 and L44 frame profiles specifically designed to accommodate the offset panel arrangement and operating mechanism.

POSSIBLE FIXATIONS:

- **Facade wall fixation**
- **Ceiling visible fixation**
- **Ceiling hidden fixation**

For more about this project, scan the QR code

Panel Width	max. 0,65 m min. 0,42 m
Panel Height	max. 3,2 m
Operation	manual
Profile	40 mm
Infill	30 mm
Number of Panels per side	max. 6
Surface Area	max. 12 m²
Motorisation	24 V DC linear actuators integrated within the upper drive mechanism

The SOLTEC **Folding Shutters FPE-M L44** is a premium motorised folding façade shutter system developed for projects requiring larger panel dimensions, increased structural capacity and a more pronounced architectural expression.

L44
PROFILE

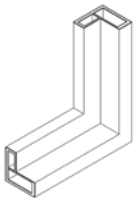

H10
INFILL

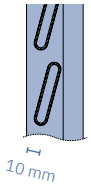

Motorised Folding Façade Shutter System

DISPOSITION

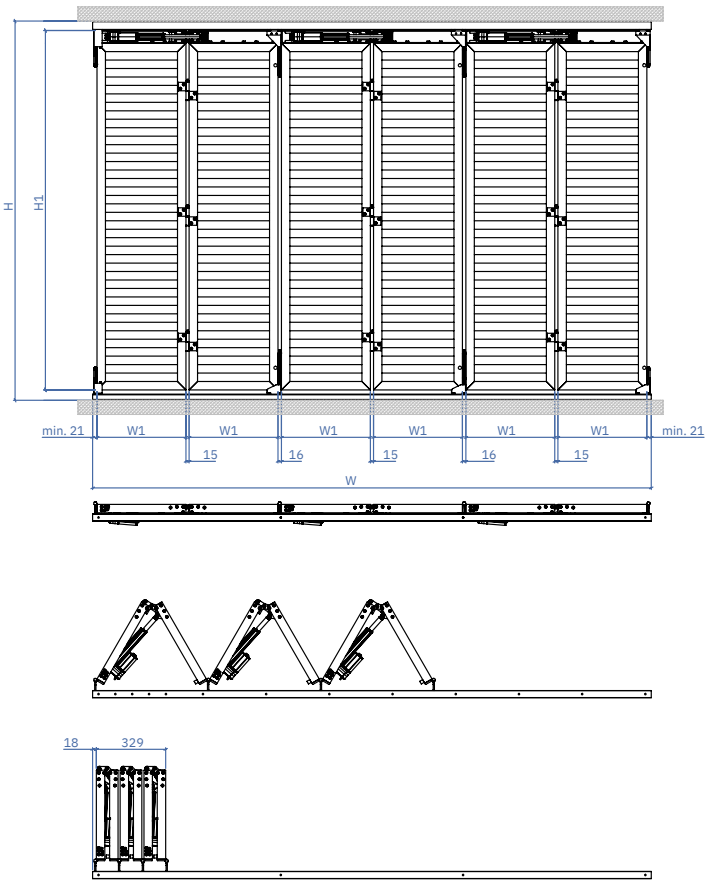

CROSS-SECTION

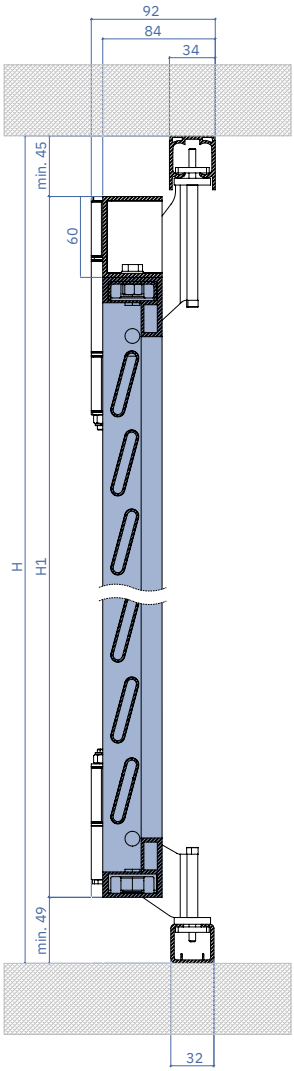

CONFIGURATIONS

1 fixed panel

2 panels

4 panels

6 panels

W Width of the shutters
W1 Width of one panel
H Height of the shutters
H1 Height of panel

Folding Shutters | **FPE** | **M** | L44 | H10 | Aluminium

Motorised Folding Façade Shutter System

Folding Shutters FPE L44 | EXM

Manual Folding Façade Shutter System

Panel Width	max. 0,65 m min. 0,42 m
Panel Height	max. 3,2 m
Operation	manual
Profile	40 mm
Infill	30 mm
Number of Panels per side	max. 6
Surface Area	max. 12 m²
Motorisation	24 V DC linear actuators integrated within the upper drive mechanism

Q40
PROFILE

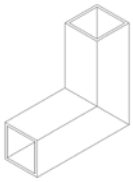

H30
INFILL

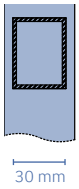

The SOLTEC **Folding Shutters FPE-M Q40** is a motorised folding façade shutter system based on the Q40 aluminium frame profile and horizontal H30 aluminium infill profiles. The system is designed for projects requiring dynamic solar shading, automated façade control and a contemporary architectural appearance.

Motorised Folding Façade Shutter System

DISPOSITION

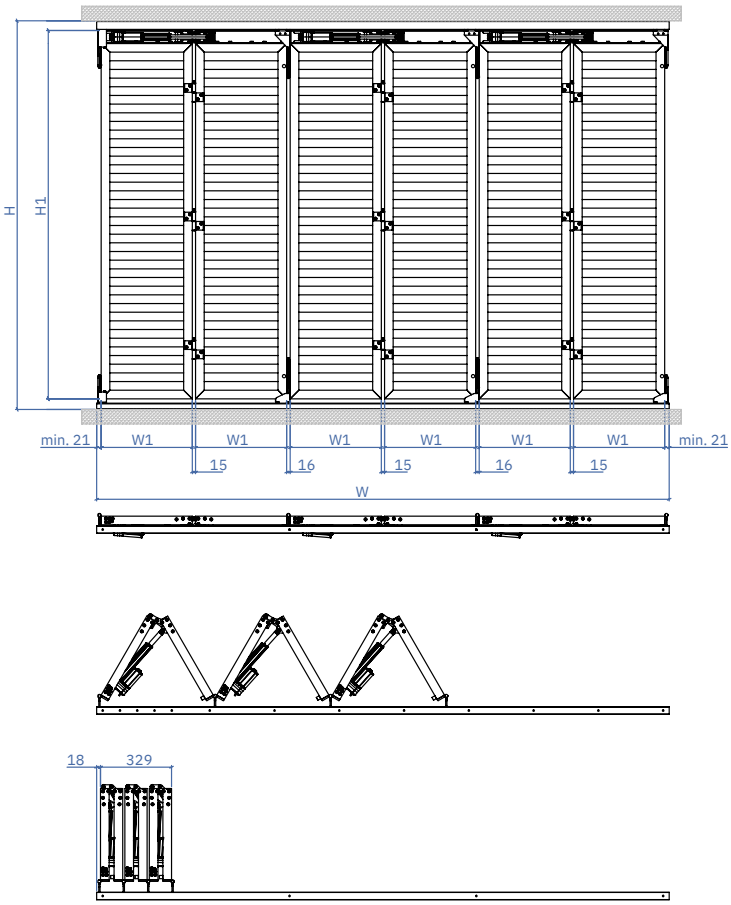

CROSS-SECTION

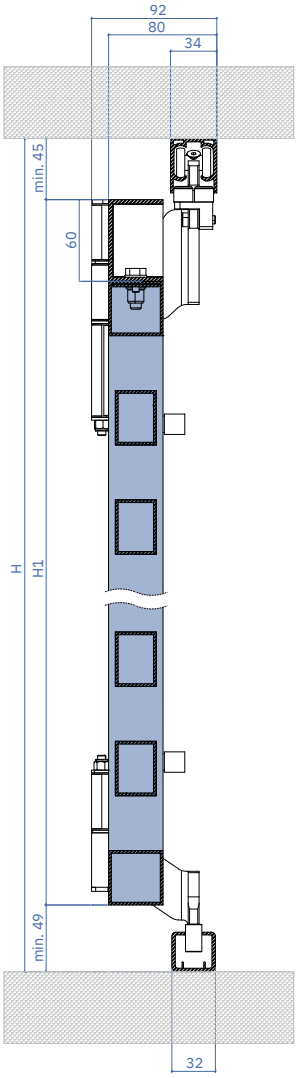

CONFIGURATIONS

1 fixed panel

2 panels

4 panels

6 panels

W Width of the shutters
W1 Width of one panel
H Height of the shutters
H1 Height of panel

Folding Shutters | FPE | M | Q40 | H30 | Aluminium

Motorised Folding Façade Shutter System

Panel Width	max. 0,65 m min. 0,2 m
Panel Height	max. 3,2 m
Operation	manual
Profile	40 mm
Infill	30 mm
Number of Panels per side	max. 6
Surface Area	max. 12 m^2

The SOLTEC **Folding Shutters FPE-C Q40** is a manually operated folding façade shutter system developed to achieve the same external appearance as the motorised FPE-M versions while offering a simplified and cost-effective operating solution.

The system is based on the Q40 aluminium frame profile combined with horizontal H30 aluminium infill profiles. A specially designed architectural cover profile positioned above the folding assembly conceals the operating mechanism and creates a uniform visual appearance across the façade. This allows manual and motorised systems to be combined within the same project without any visible differences from the exterior.

Q40
PROFILE

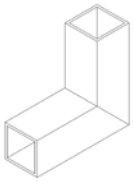

H30
INFILL

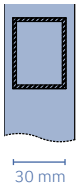

Manual Folding Façade Shutter System

DISPOSITION

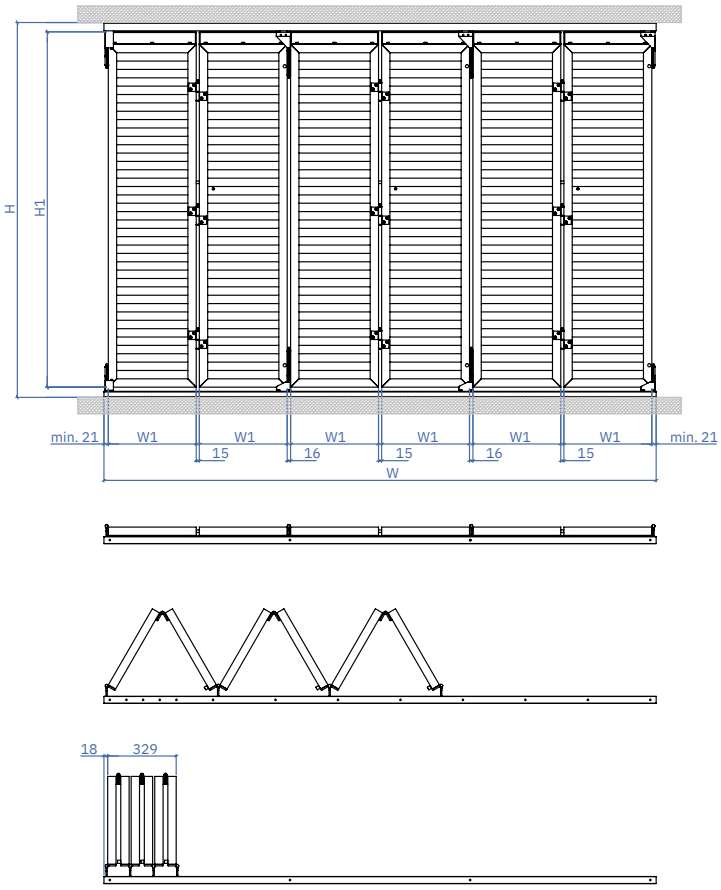

CROSS-SECTION

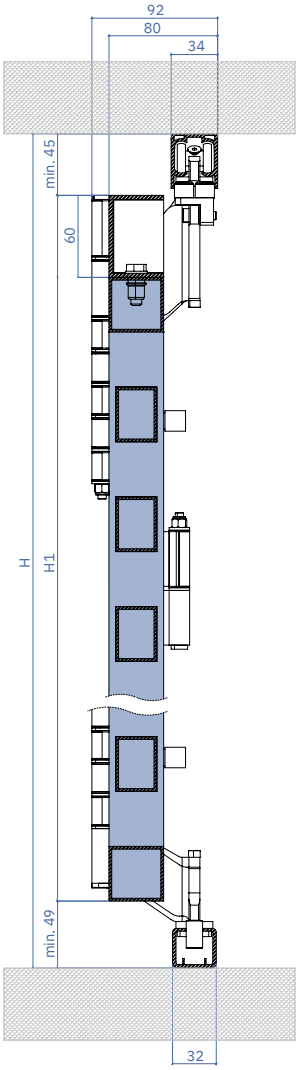

CONFIGURATIONS

1 fixed panel

2 panels

4 panels

6 panels

W Width of the shutters
W1 Width of one panel
H Height of the shutters
H1 Height of panel

Folding Shutters | **FPE** | **C** | Q40 | H30 | Aluminium

Manual Folding Façade Shutter System

Panel Width	max. 0,65 m min. 0,2 m
Panel Height	max. 3,2 m
Operation	manual
Profile	40 mm
Infill	30 mm
Number of Panels per side	max. 6
Surface Area	max. 12 m²



The SOLTEC **Folding Shutters FPE Q40 H30-A** is a manually operated folding shutter system based on a welded Q40 aluminium frame profile with vertical Q30 aluminium infill profiles. The vertical infill design creates a clean and elegant architectural appearance while providing effective solar shading, privacy control, and façade protection.

The shutter panels are mounted on roller carriages and guided between upper and lower aluminium guide tracks. During operation, the panels fold smoothly and slide along the guides, allowing flexible control of the façade opening.

Q40
PROFILE

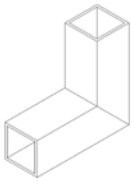

H30
INFILL

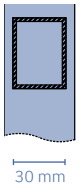

Manual Folding Façade Shutter System

DISPOSITION

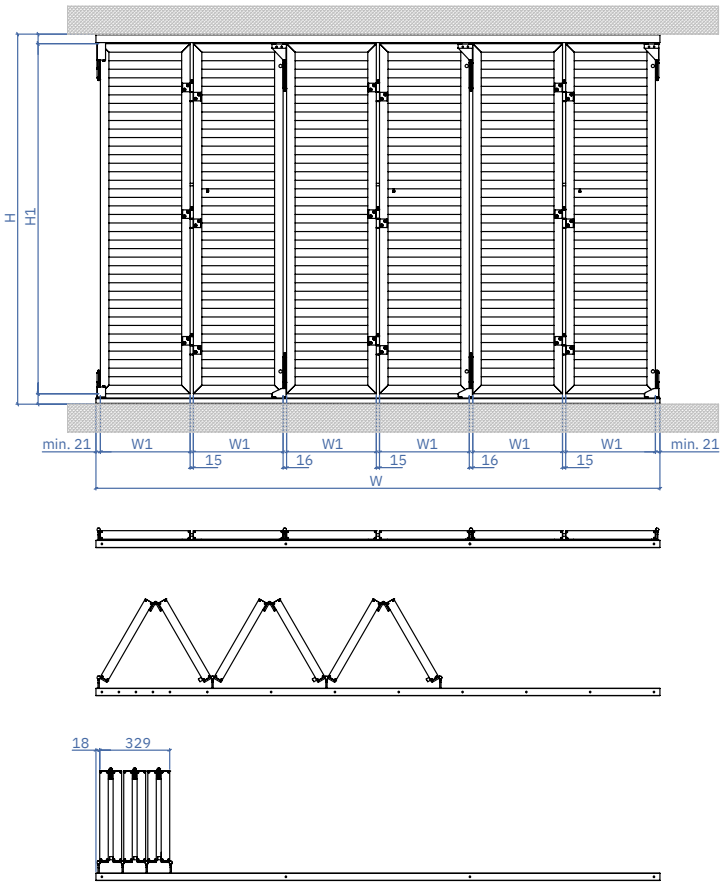

CROSS-SECTION

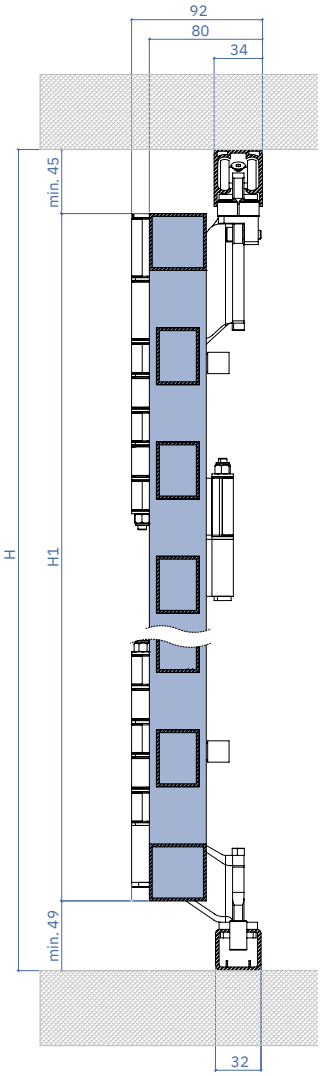

CONFIGURATIONS

1 fixed panel

2 panels

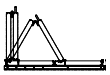

4 panels

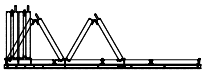

6 panels

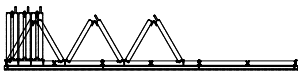

W Width of the shutters
W1 Width of one panel
H Height of the shutters
H1 Height of panel

Folding Shutters

Folding Shutters

Type

FPC

The SOLTEC FPC & FPE Folding Shutters product family consists of architecturally integrated folding façade systems designed to provide solar shading, privacy control, façade protection, ventilation, and dynamic building appearance.

The systems are suitable for residential, commercial, hospitality, educational, and public buildings and can be adapted to a wide range of architectural concepts.

In the FPC system, the shutter panels are positioned centrally between the upper and lower guide tracks. The panels are connected to roller carriages running within the guide tracks and operate directly along the guide line. As a result, the guide tracks remain visible unless they are integrated into the floor and ceiling construction. This configuration provides a simple, robust, and economical solution particularly suitable for manually operated applications.

The FPC system is a manually operated folding shutter solution offering simple operation, high reliability, low maintenance requirements, and cost-effective installation, making it particularly suitable for projects where motorisation is not required.

The FPC system allows the use of various frame constructions, including Q40, L44, and L50 profiles.

POSSIBLE FIXATIONS:

- **Facade wall fixation**
- **Ceiling visible fixation**
- **Ceiling hidden fixation**

Panel Width	max. 0,8 m min. 0,3 m
Panel Height	max. 3,5 m
Operation	manual
Profile	50/50
Infill	40/20
Surface Area	max. 5,6 m^2

R50
PROFILE

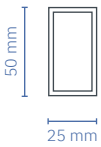

V20
INFILL

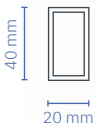

Manual Folding Façade Shutter System

DISPOSITION

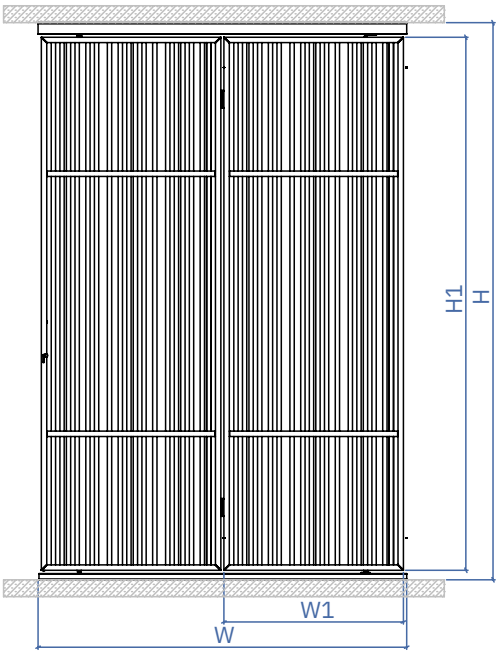

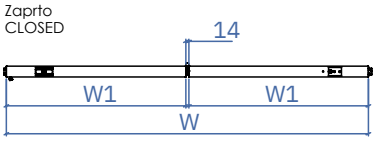

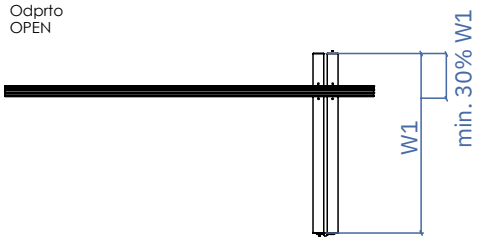

CROSS-SECTION

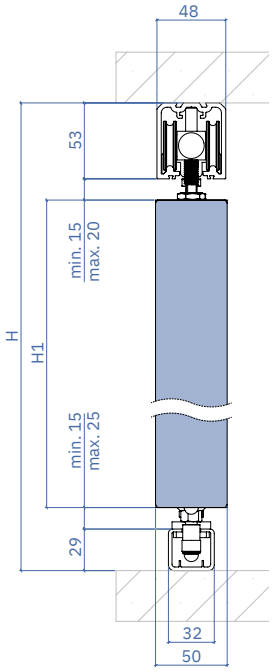

W Width of the shutters
W1 Width of one panel
H Height of the shutters
H1 Height of panel

For more about this project, scan the QR code

Contemporary architecture demands solutions that combine energy efficiency, user comfort, security, and aesthetic excellence. SOLTEC LPS Lifting Shutters represent a dynamic façade system designed to actively regulate solar radiation, protect interior spaces from overheating, and improve indoor comfort throughout the year.

The system provides effective passive cooling by reducing direct solar heat gains and preventing excessive overheating of interior spaces. At the same time, it minimizes glare and enables better control of natural daylight. In the open position, the lifting shutters are raised above the opening, creating a horizontal shading element that effectively blocks solar radiation with high angles of incidence, typical during the summer months. In the closed position, the lifting shutters become an integral part of the façade, providing additional privacy, protection from weather exposure, and an enhanced level of security. Thanks to the wide range of available infill materials, the appearance of the shutters can be fully coordinated with the architectural design of the building and the selected façade materials.

Beyond solar protection, SOLTEC LPS Lifting Shutters contribute to the architectural identity of a building by combining dynamic functionality with contemporary façade design. The system enables architects and designers to create responsive building envelopes that adapt to changing environmental conditions while maintaining a clean and elegant appearance.

SOLTEC LPS Lifting Shutters are suitable for residential, commercial, hospitality, and public buildings, representing a contemporary solution for the dynamic façades of the future.

LIFTING
SHUTTERS

Lifting Shutters

Type

LPS 80

Up to
9m²
in size

POSSIBLE FIXATIONS:

- **Facade wall fixation**
- **Ceiling visible fixation**
- **Ceiling hidden fixation**

Lifting Shutters

General information

The SOLTEC LPS 80 is a motorised lifting shutter system consisting of two interconnected panels, an upper panel and a lower panel, which are pivotally connected to the guide head at the top and to a lifting mechanism sliding within the guide profile at the bottom. During operation, both panels move synchronously, transforming the shutter from a closed vertical position into an open horizontal shading element above the opening. The lifting movement is achieved through a toothed belt and a specially designed sliding carriage integrated within the guide profile, powered by a 220 V AC tubular motor rated at 150 W.

OPERATION

Standard operation is controlled by a key-operated UP–STOP–DOWN switch, ensuring that the operator maintains direct visual contact with the moving shutter at all times. This operating principle provides a high level of safety and prevents uncontrolled movement of the system. Upon customer request, the lifting shutter can also be equipped with remote-control operation and photocell safety protection.

FRAME

The structural frame of the shutter panels is manufactured from aluminium L-profiles measuring 80 × 80 × 5 mm. The guide profile is manufactured from an aluminium section measuring 90 × 90 mm, providing increased rigidity and load-bearing capacity for larger shutter dimensions.All aluminium components are powder coated and available in standard RAL colours. Stainless steel components remain uncoated to ensure long-term corrosion resistance and durability.

INFILL

Panel infill is not included in the standard supply. The customer may install the infill independently or order it from SOLTEC as an optional factory-supplied solution. Compatible infill materials include timber, aluminium profiles, composite panels, expanded metal mesh, glass and other façade materials with a maximum thickness of 45 mm and a maximum weight of 30 kg/m².

The LPS 80 is designed for larger window and façade openings, with a maximum shutter surface area of up to 9 m². It is particularly suitable for architecturally demanding projects where larger dimensions, increased structural performance and greater design flexibility are required. The system is ideal for residential, commercial, hospitality and public buildings where dynamic solar shading, privacy control, façade protection and seamless architectural integration are key design requirements.

Lifting Shutters LPS 80

Motorised Lifting Façade Shutter System



Panel Width	max. 3,0 m min. 0,8 m
Panel Height	max. 3,2 m
Operation	motorised
Guide profile	90 x 90 mm
Infill thickness	max. 45 mm
Weight	max. 30 kg/m²
Surface Area	max. 9 m²

The **SOLTEC LPS 80** is a motorised lifting shutter system consisting of two interconnected panels, an upper panel and a lower panel, which are pivotally connected to the guide head at the top and to a lifting mechanism sliding within the guide profile at the bottom. During operation, both panels move synchronously, transforming the shutter from a closed vertical position into an open horizontal shading element above the opening. The lifting movement is achieved through a toothed belt and a specially designed sliding carriage integrated within the guide profile, powered by a 220 V AC tubular motor rated at 150 W.

L80 PROFILE

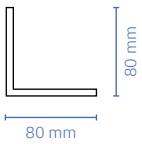

GUIDE PROFILE

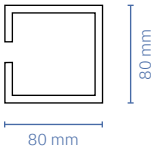

Motorised Lifting Façade Shutter System

CROSS-SECTION

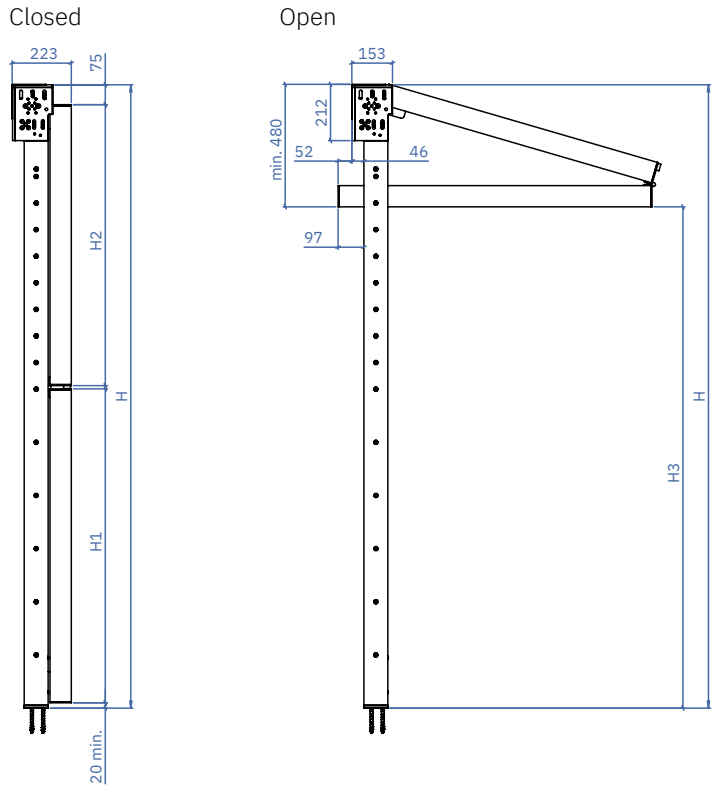

DISPOSITION

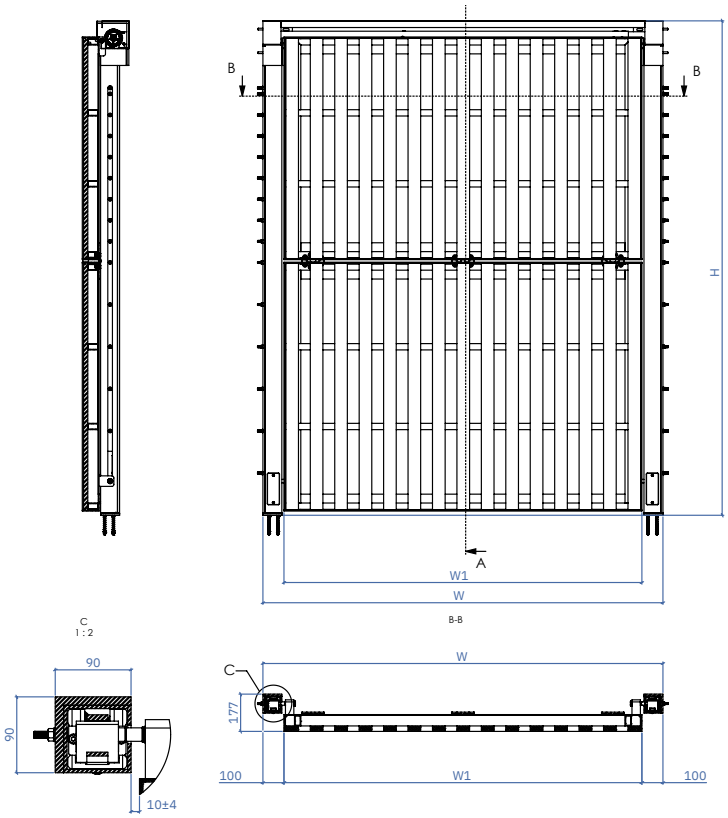

W	Width of the shutters
W1	Width of one panel
H	Height of the shutters
H1	Lower panel height
H2	Upper panel height
H3	Clearence height
H4	increased embedment depth of the guide

Panel Width	max. 3,0 m min. 0,8 m
Panel Height	max. 3,2 m
Operation	motorised
Guide profile	90 x 90 mm
Infill thickness	max. 45 mm
Weight	max. 30 kg/m^2
Surface Area	max. 9 m^2

The **SOLTEC LPS 80** is a motorised lifting shutter system consisting of two interconnected panels, an upper panel and a lower panel, which are pivotally connected to the guide head at the top and to a lifting mechanism sliding within the guide profile at the bottom. During operation, both panels move synchronously, transforming the shutter from a closed vertical position into an open horizontal shading element above the opening. The lifting movement is achieved through a toothed belt and a specially designed sliding carriage integrated within the guide profile, powered by a 220 V AC tubular motor rated at 150 W.

L80 PROFILE

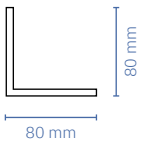

GUIDE PROFILE

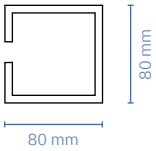

Motorised Lifting Façade Shutter System

CROSS-SECTION

Closed

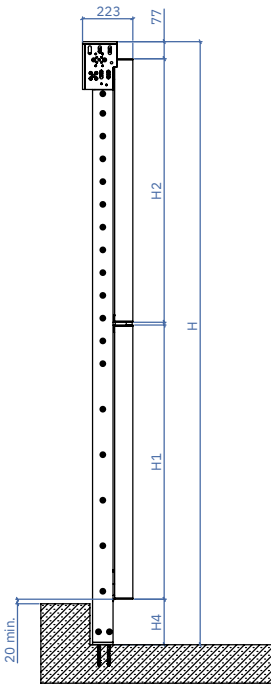

Open

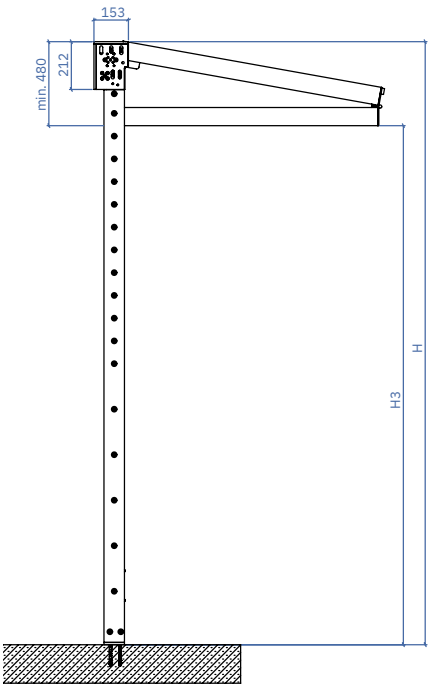

DISPOSITION

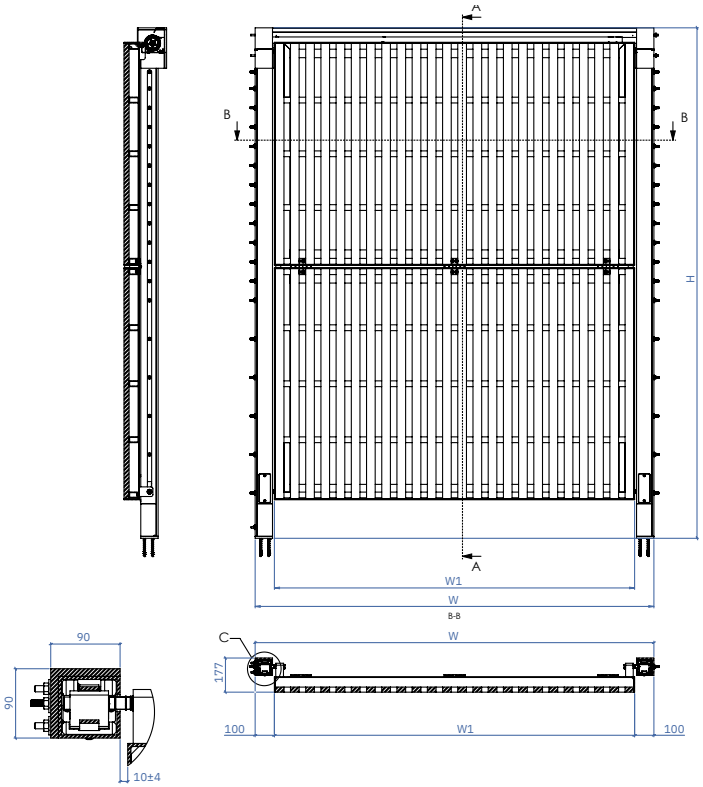

W	Width of the shutters
W1	Width of one panel
H	Height of the shutters
H1	Lower panel height
H2	Upper panel height
H3	Clearence height
H4	increased embedment depth of the guide

Lifting Shutters

Type

LPS 60

Up to
4,6m²
in size

POSSIBLE FIXATIONS:

- Facade wall fixation
- Ceiling visible fixation
- Ceiling hidden fixation

Lifting Shutters

General information

The SOLTEC LPS 60 is a motorised lifting shutter system consisting of two interconnected panels, an upper panel and a lower panel, which are pivotally connected to the guide head at the top and to a lifting mechanism sliding within the guide profile at the bottom. During operation, both panels move synchronously, transforming the shutter from a closed vertical position into an open horizontal shading element above the opening. The lifting movement is achieved through a toothed belt and a specially designed sliding carriage integrated within the guide profile, powered by a 220 V AC tubular motor rated at 150 W.

OPERATION

Standard operation is controlled by a key-operated UP–STOP–DOWN switch, ensuring that the operator maintains direct visual contact with the moving shutter at all times. This operating principle provides a high level of safety and prevents uncontrolled movement of the system. Upon customer request, the lifting shutter can also be equipped with remote-control operation and photocell safety protection.

FRAME

The structural frame of the shutter panels is manufactured from aluminium L-profiles measuring 60 × 60 × 4 mm. The guide profile is manufactured from an aluminium section measuring 70 × 70 mm. All aluminium components are powder coated and available in standard RAL colours. Stainless steel components remain uncoated to ensure long-term corrosion resistance and durability.

INFILL

Panel infill is not included in the standard supply. The customer may install the infill independently or order it from SOLTEC as an optional factory-supplied solution. Compatible infill materials include timber, aluminium profiles, composite panels, expanded metal mesh, glass and other façade materials with a maximum thickness of 30 mm and a maximum weight of 30 kg/m².

The LPS 60 is primarily designed for window openings and façade openings up to 4.6 m², where elegant integration of dynamic solar shading, privacy control and architectural enhancement of the building façade is required.

Lifting Shutters LPS 60

Motorised Lifting Façade Shutter System

Panel Width	max. 1,8 m min. 0,8 m
Panel Height	max. 2,3 m
Operation	motorised
Guide profile	70 x 60 mm
Infill thickness	max. 30 mm
Weight	max. 30 kg/m²
Surface Area	max. 4,2 m²

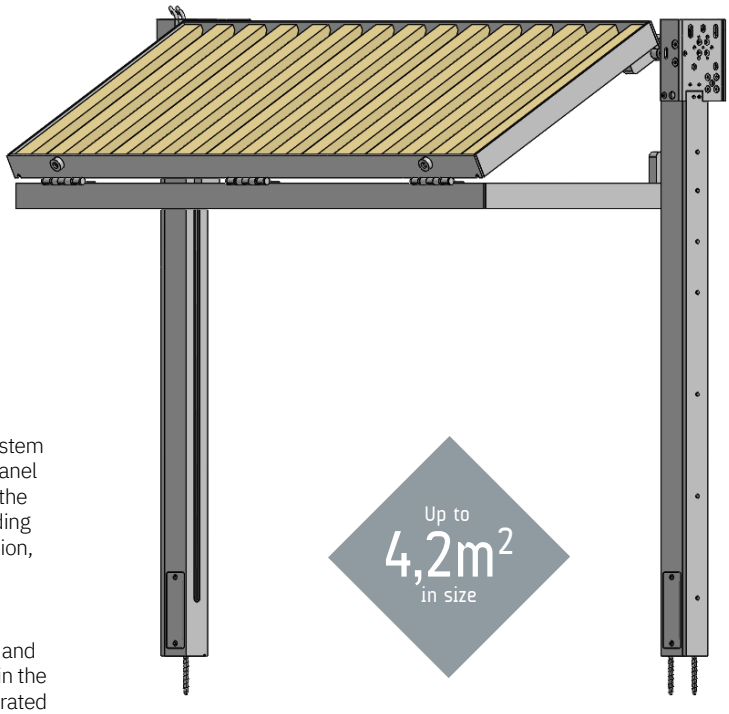

The **SOLTEC LPS 60** is a motorised lifting shutter system consisting of two interconnected panels, an upper panel and a lower panel, which are pivotally connected to the guide head at the top and to a lifting mechanism sliding within the guide profile at the bottom. During operation, both panels move synchronously, transforming the shutter from a closed vertical position into an open horizontal shading element above the opening. The lifting movement is achieved through a toothed belt and a specially designed sliding carriage integrated within the guide profile, powered by a 220 V AC tubular motor rated at 150 W.

L50 PROFILE

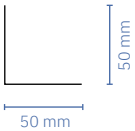

GUIDE PROFILE

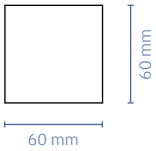

Motorised Lifting Façade Shutter System

CROSS-SECTION

Closed

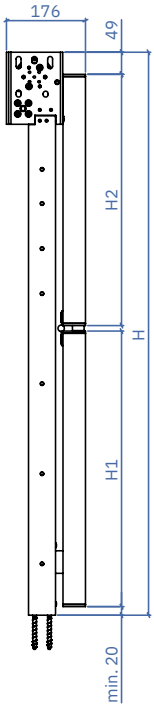

Open

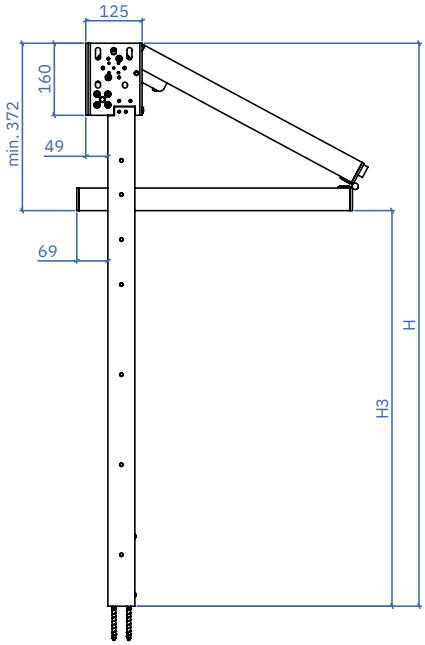

DISPOSITION

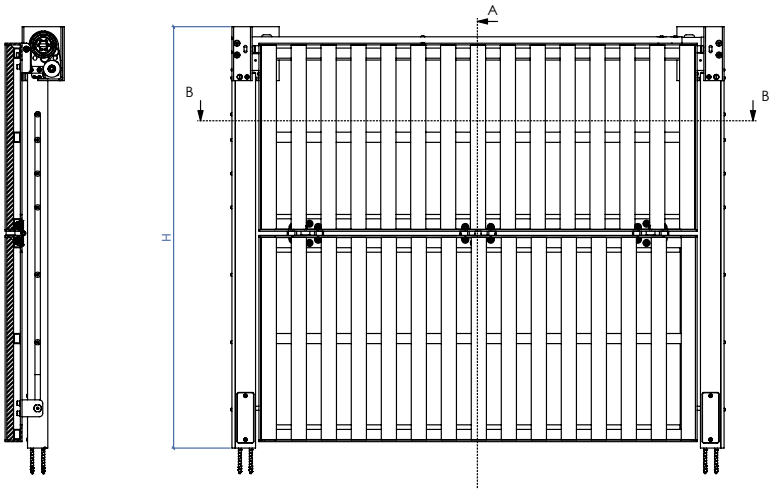

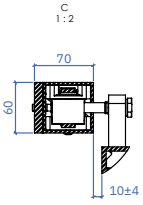

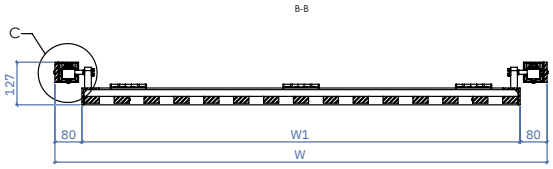

W	Width of the shutters
W1	Width of one panel
H	Height of the shutters
H1	Lower panel height
H2	Upper panel height
H3	Clearence height
H4	increased embedment depth of the guide
L1	Length of guides

FRAMES, PANELS & ACCESSORIES

Panels

Frame Types

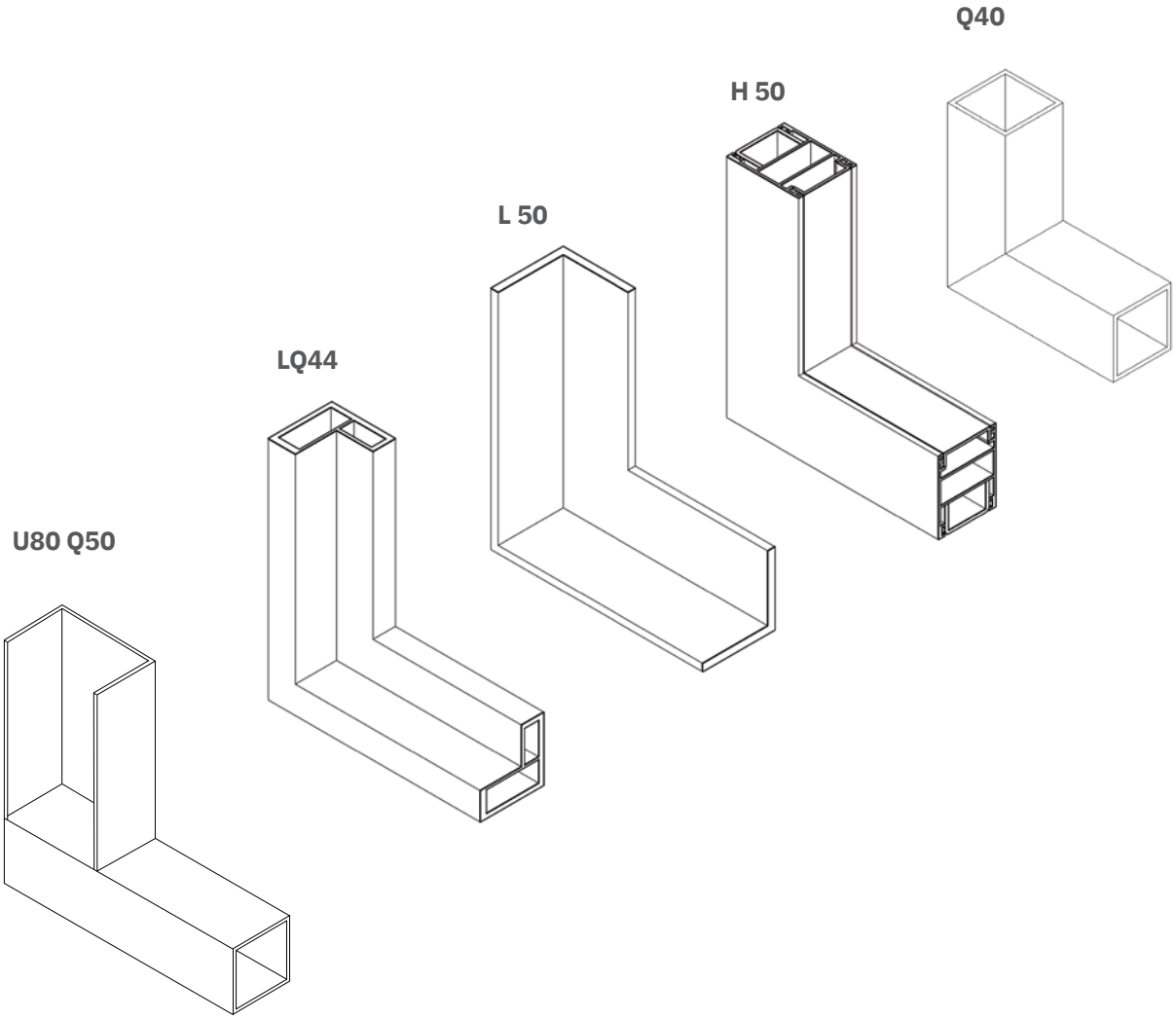

Panels

PANEL **L44 H10-A**

Aluminium slats
10x50 mm OVAL

COMPATIBLE WITH SYSTEMS:

SP, SPH, FPE

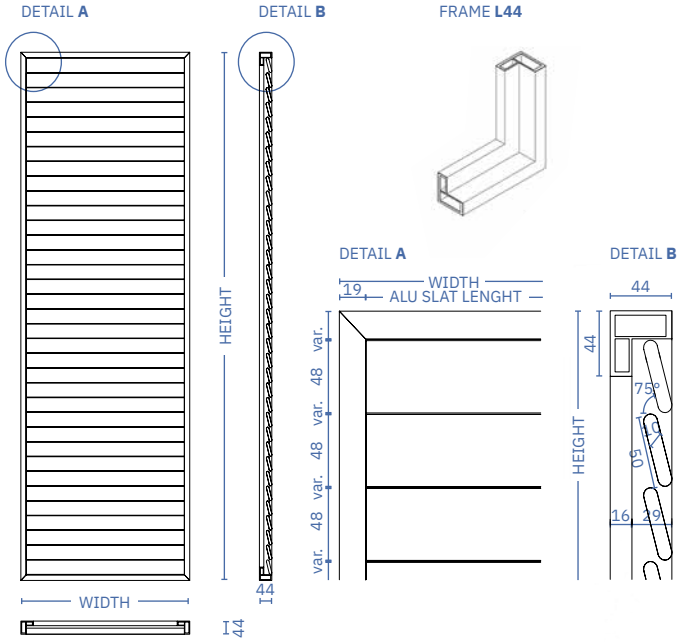

PANEL **L44 H30-A**

Aluminium slats
20x20 mm SQUARE

COMPATIBLE WITH SYSTEMS:

SP, SPH, FPE

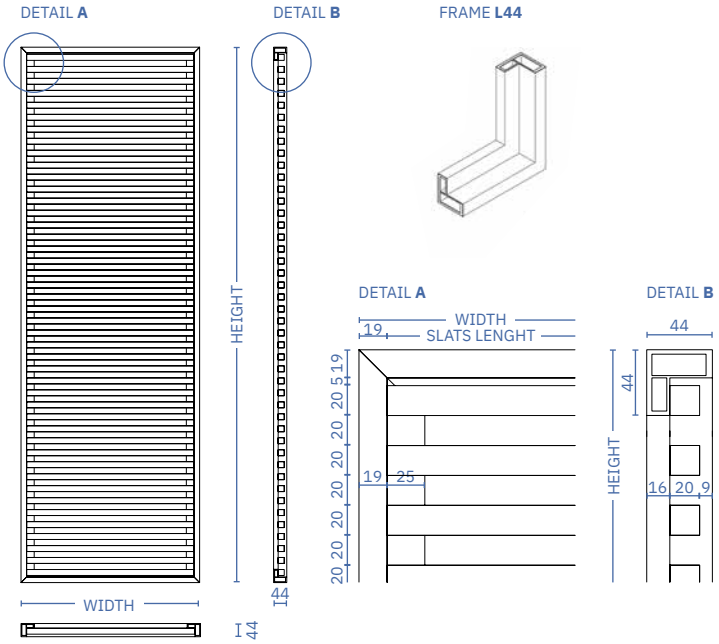

* Alu sheet and Alu perforated sheet can be used on span up to 900 mm, in case of use of bigger thickness of 2 mm and 3 mm respectively
** Specific resistance studies or system adaptations are required for balcony side shutters, loggia closures, free bay closures or when distance from shutter to fixed window/facade is greate
*** For specific H/W dimensions look at the price table. Possible dimensions for use are non blank.

Panels

PANEL **L44 MS**

One side aluminium sheet

COMPATIBLE WITH SYSTEMS:

SP, SPH, FPE

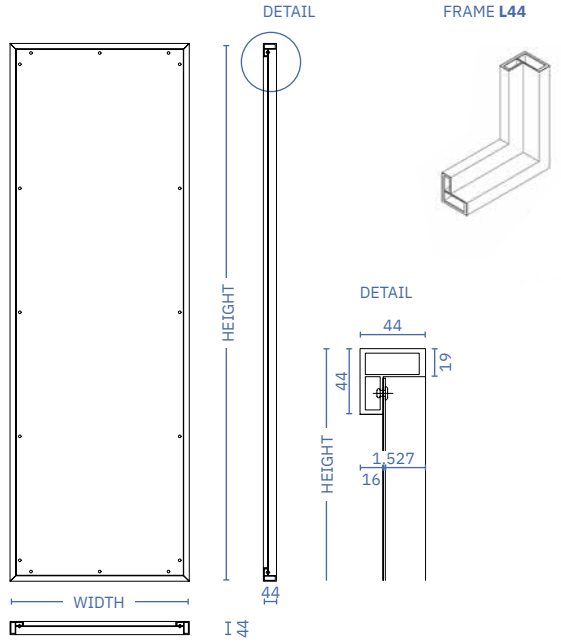

PANEL **L44 PMS**

One side aluminium perforated sheet

COMPATIBLE WITH SYSTEMS:

SP, SPH, FPE

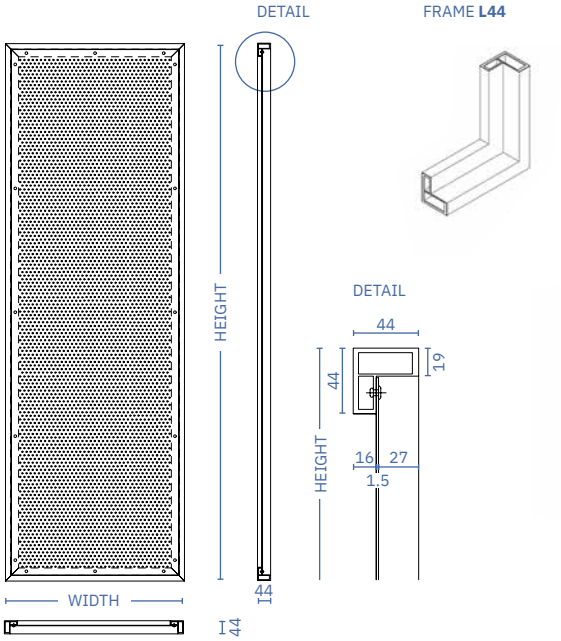



* Alu sheet and Alu perforated sheet can be used on span up to 900 mm, in case of use of bigger thickness of 2 mm and 3 mm respectively
** Specific resistance studies or system adaptations are required for balcony side shutters, loggia closures, free bay closures or when distance from shutter to fixed window/facade is greate
*** For specific H/W dimensions look at the price table. Possible dimensions for use are non blank.

Panels

PANEL **L44 EXM**

Expanded aluminium sheet

COMPATIBLE WITH SYSTEMS:

SP, SPH, FPE

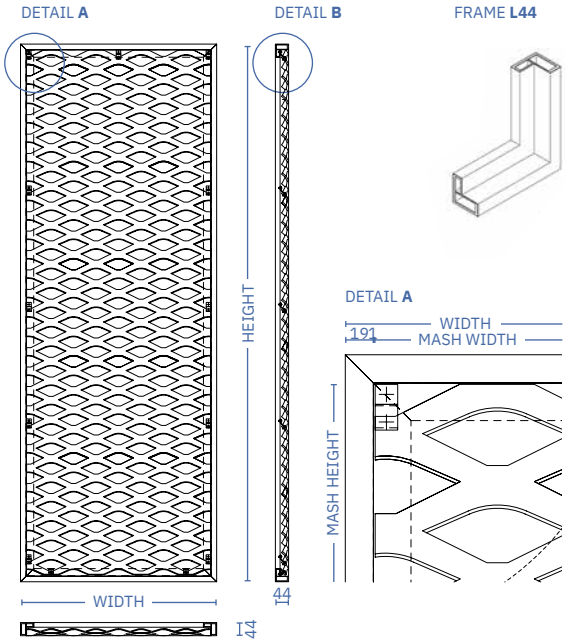



PANEL **L44 LP**

Fundermax exterior panel

COMPATIBLE WITH SYSTEMS:

SP, SPH, FPE

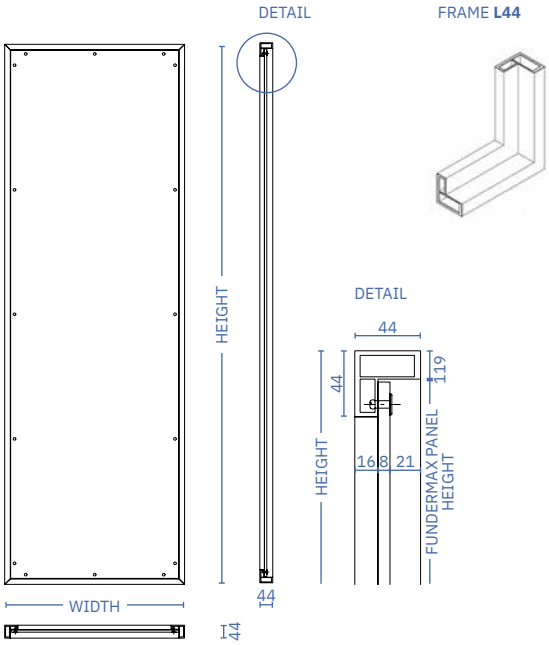

* Alu sheet and Alu perforated sheet can be used on span up to 900 mm, in case of use of bigger thickness of 2 mm and 3 mm respectively
** Specific resistance studies or system adaptations are required for balcony side shutters, loggia closures, free bay closures or when distance from shutter to fixed window/facade is greate
*** For specific H/W dimensions look at the price table. Possible dimensions for use are non blank.

Panels

PANEL **L44 H24-W**

Wood slats
20x70 mm

COMPATIBLE WITH SYSTEMS:

SP, SPH, FPE

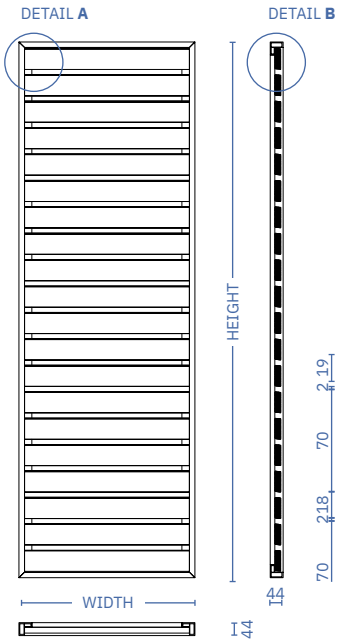

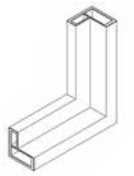

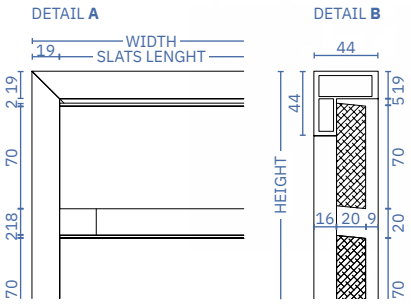

PANEL **L50 H45-W**

Wood slats
45x45 mm

COMPATIBLE WITH SYSTEMS:

SP, SPH

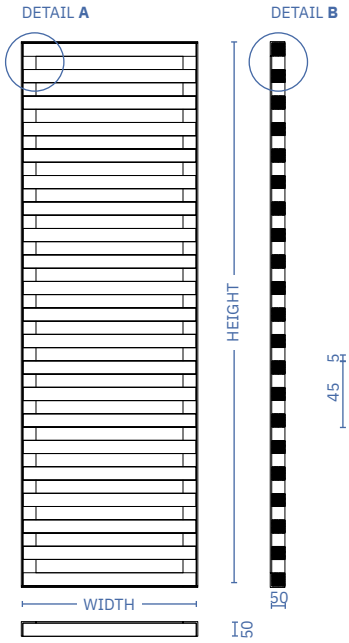

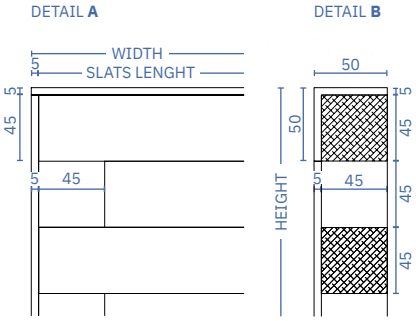

* Alu sheet and Alu perforated sheet can be used on span up to 900 mm, in case of use of bigger thickness of 2 mm and 3 mm respectively
** Specific resistance studies or system adaptations are required for balcony side shutters, loggia closures, free bay closures or when distance from shutter to fixed window/facade is greate
*** For specific H/W dimensions look at the price table. Possible dimensions for use are non blank.

Panels

PANEL **H50 H10-A**

Aluminium slats
10x50 mm

COMPATIBLE WITH SYSTEMS:

SP, SPH

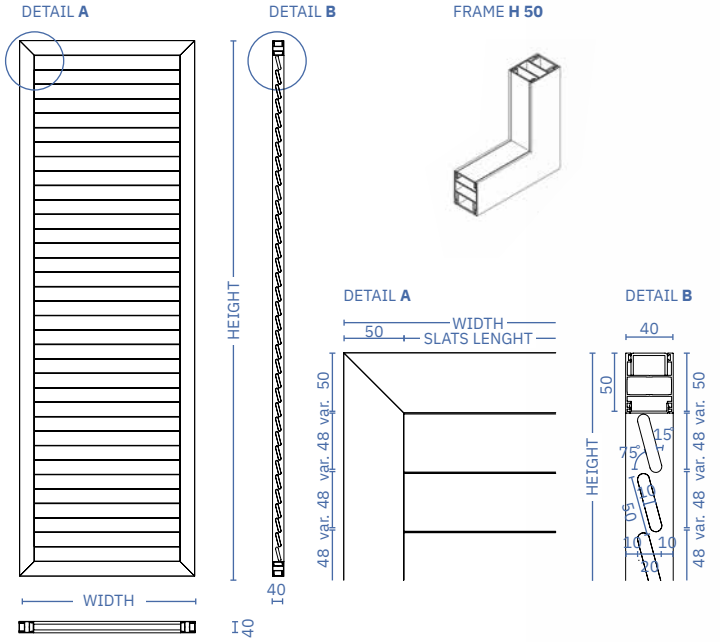

PANEL **H50 H24-W**

Wood slats
20x70 mm

COMPATIBLE WITH SYSTEMS:

SP, SPH

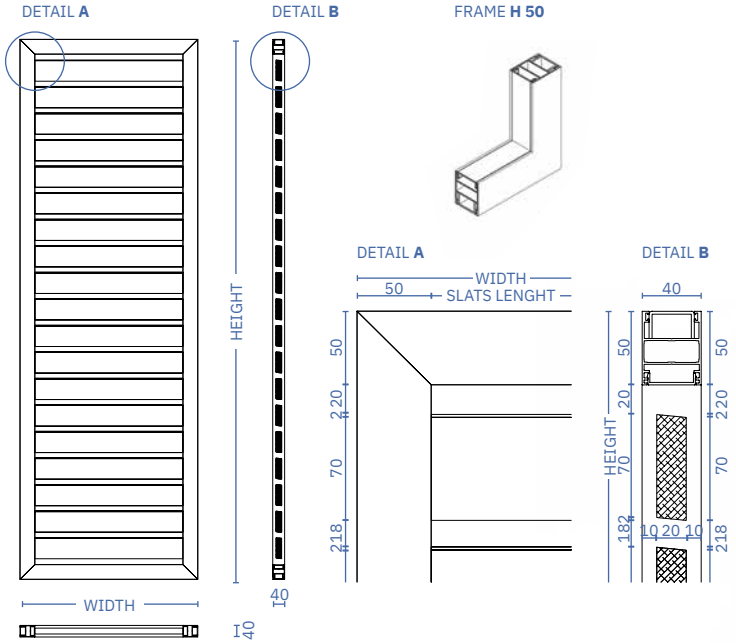

* Alu sheet and Alu perforated sheet can be used on span up to 900 mm, in case of use of bigger thickness of 2 mm and 3 mm respectively
** Specific resistance studies or system adaptations are required for balcony side shutters, loggia closures, free bay closures or when distance from shutter to fixed window/facade is greate
*** For specific H/W dimensions look at the price table. Possible dimensions for use are non blank.

Panels

PANEL **U80 V40**

Aluminium slats

COMPATIBLE WITH SYSTEMS:

SP, SPH

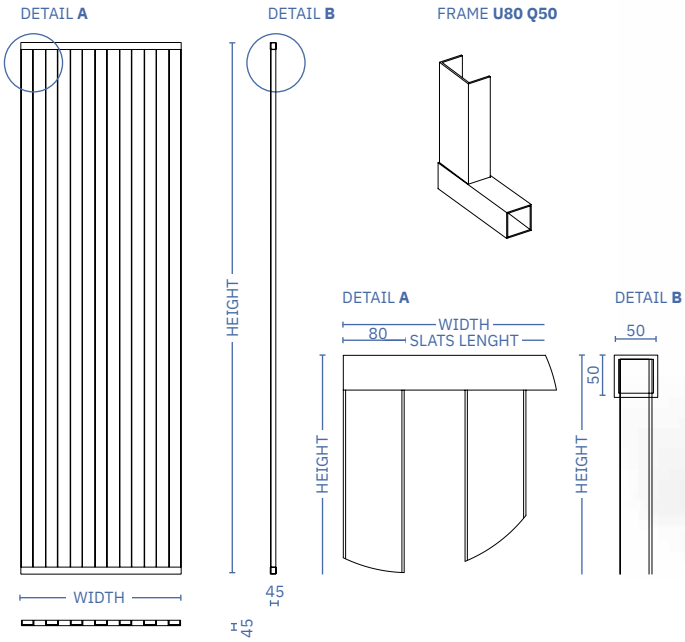

PANEL **Q40 MS**

Aluminium sheet

COMPATIBLE WITH SYSTEMS:

SP, SPH, FPE

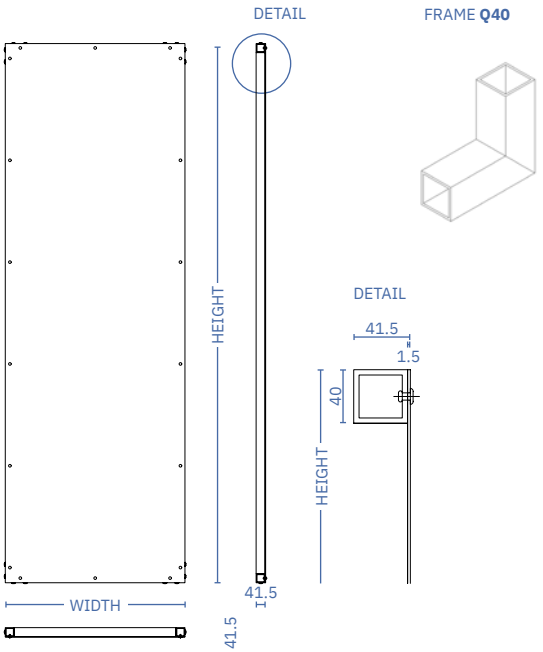

* Alu sheet and Alu perforated sheet can be used on span up to 900 mm, in case of use of bigger thickness of 2 mm and 3 mm respectively
** Specific resistance studies or system adaptations are required for balcony side shutters, loggia closures, free bay closures or when distance from shutter to fixed window/facade is greate
*** For specific H/W dimensions look at the price table. Possible dimensions for use are non blank.

Panels

PANEL **Q40 PMS**

Aluminium perforated sheet

COMPATIBLE WITH SYSTEMS:

SP, SPH, FPE

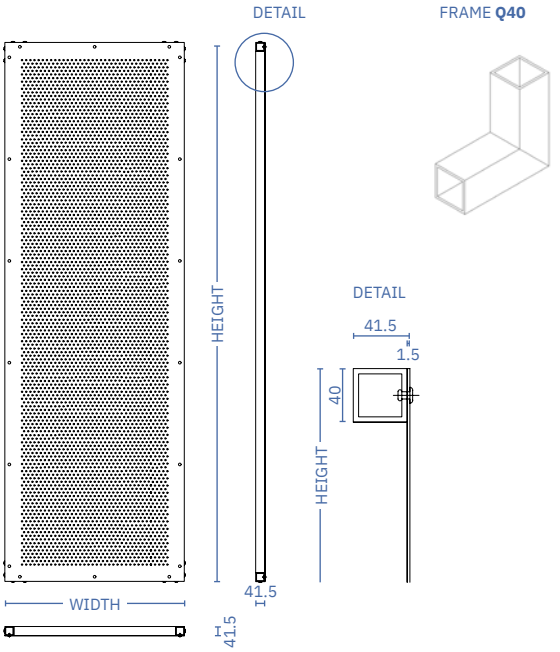





PANEL **Q40 LP**

Fundermax exterior panel

COMPATIBLE WITH SYSTEMS:

SP, SPH, FPE

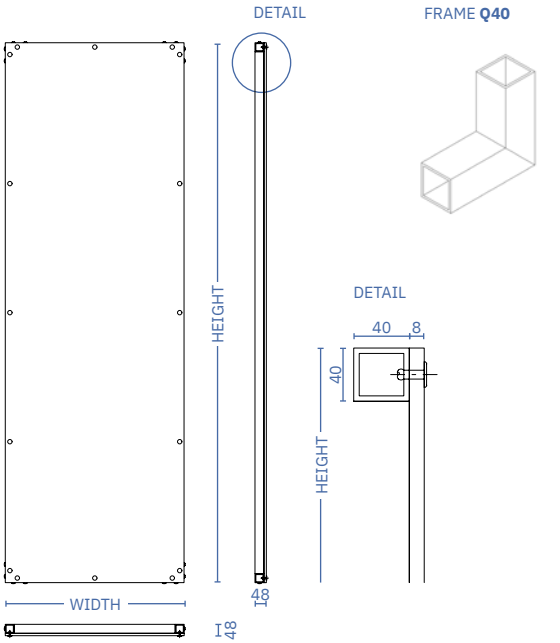

* Alu sheet and Alu perforated sheet can be used on span up to 900 mm, in case of use of bigger thickness of 2 mm and 3 mm respectively
** Specific resistance studies or system adaptations are required for balcony side shutters, loggia closures, free bay closures or when distance from shutter to fixed window/facade is greate
*** For specific H/W dimensions look at the price table. Possible dimensions for use are non blank.

Accessories

HANDLE

TYPE **A**

HANDLE HORIZONTAL SECTION DETAIL

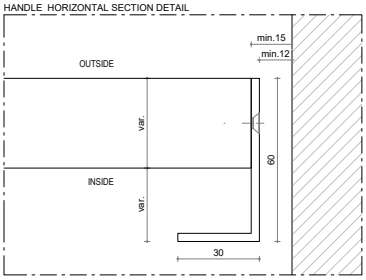

HANDLE ELEVATION VIEW DETAIL FROM INSIDE

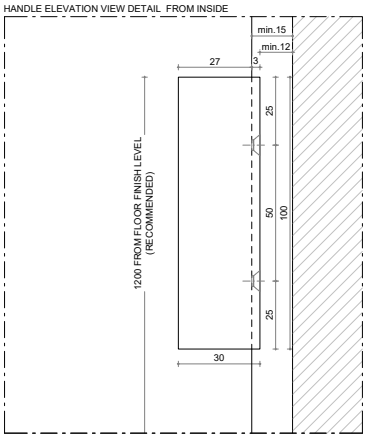

HANDLE ELEVATION SIDE VIEW DETAIL

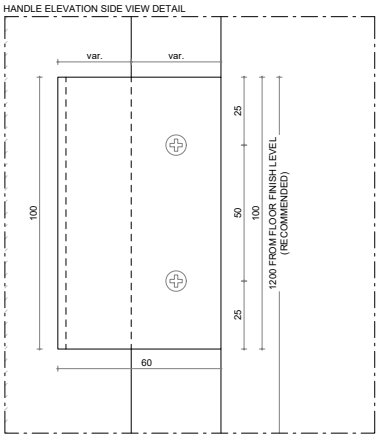

Accessories

LOCKER

TYPE **A**

LOCKER ELEVATION VIEW_OPTION A
FOR BOTH SIDE CLOSED PANELS

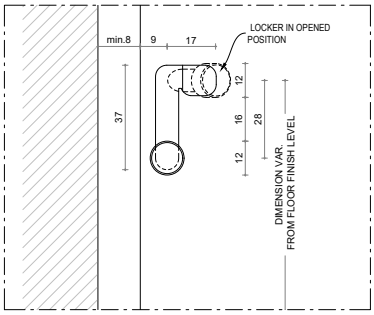

LOCKER ELEVATION VIEW_OPTION B
FOR ONE SIDE CLOSED PANELS

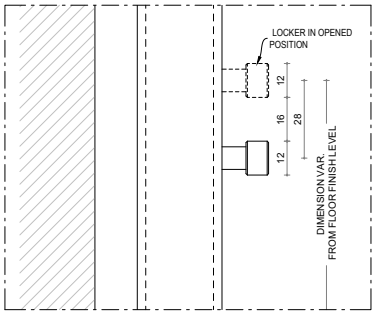

LOCKER HORIZONTAL SECTION VIEW_OPTION A
FOR BOTH SIDE CLOSED PANELS

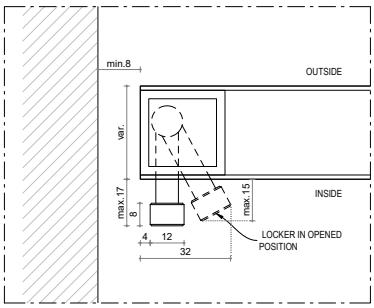

LOCKER HORIZONTAL SECTION VIEW_OPTION B
FOR ONE SIDE CLOSED PANELS

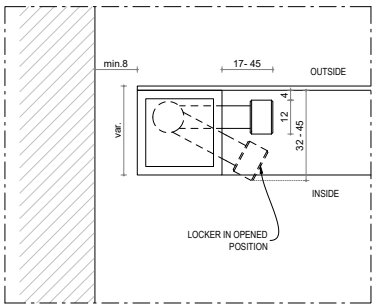

LOCKER

TYPE **B**

LOCKER SIDE VIEW_TOP OF PANEL

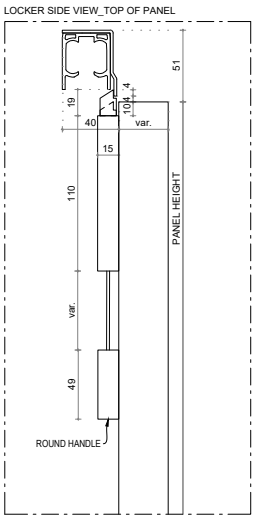

LOCKER ELEVATION INSIDE VIEW_TOP OF PANEL

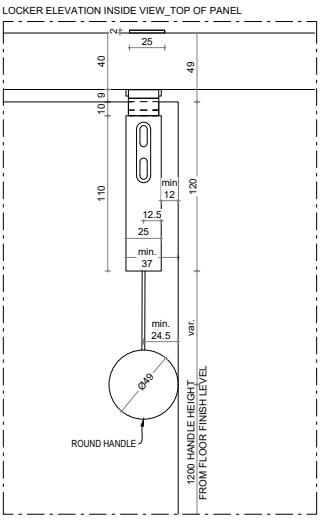

OPTIONAL LOCKER SIDE VIEW_BOTTOM OF PANEL

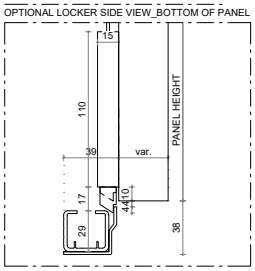

OPTIONAL LOCKER ELEVATION INSIDE VIEW_BOTTOM OF PANEL

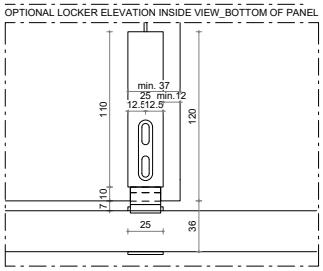



STANDARDISED CUSTOMIZATION

By utilizing standardised components built around a central core, the final products can be created. This approach provides customers with a wide range of options and features for their products, allowing them to customise and configure a unique product that meets their specific needs. Such standardisation ensures consistency and compatibility among different components, making it easier for customers to upgrade or replace parts in the future. But above all, this gives them the opportunity to create something entirely new.

General Sales Conditions and warranty for B2B

DISCLAIMER: The terms and conditions stated here apply to B2B transactions. For B2C terms and conditions, please visit our official website: https://www.soltec.si/sl/splosni-pogoji-poslovanja-za-koncne-potrosnike/.

The following terms, together with such terms as are set forth on the Price List, Order Form, Offer, Confirmation of Order or Invoice, plans, specifications or other additional terms as are approved in writing by Soltec, shall constitute the entire contract between Soltec and the Buyer. The conditions contained herein shall take precedence over any other conditions and no contrary, additional or different provisions or conditions shall be binding on Soltec unless expressly accepted by Soltec in writing. Any quotation provided by Soltec does not constitute a firm offer and may be changed or revoked at any time. Such quotation, including calculations and descriptions made or supplied by Soltec ("Quotation") shall remain Soltec's property and Buyer agrees that such information contained in the Quotation is confidential and shall not be disclosed or otherwise used without Soltec's express prior written consent. This contract replaces any other preceding agreement between the parties relating to the sale of goods or provision of services. By placing the order, the Buyer accepts in full these General Sales Conditions. By accepting such conditions the Buyer acknowledges that he has the skills, capabilities, tools and staff to install properly Soltec products, according to Soltec's instruction manual and aligned with general and local regulations and best practice standards, hence becoming an authorized reseller of Soltec products.

1. PRICES

1.1. Prices provided on Soltec's Price List, Order Form, Confirmation of Order or Invoices are expressed in Euros. The prices do not include any applicable VAT or other taxes.

1.2. Any discounts for distribution and reselling of Soltec products shall be agreed in writing. Except as explicitly mentioned otherwise on Soltec's Price List, Order Form, Confirmation of Order or Invoices or as otherwise agreed upon in writing by Soltec and Buyer, the price stated on the valid Soltec's Price List, Order Form, Confirmation of Order or Invoices is net without any deductions whatsoever.

1.3. All additional costs, including (but not limited to) charges for freight, packing, carriage, insurance, customs duties, fees for export, transit, import and any other permits and certificates as may be necessary, shall be borne by the Buyer.

1.4. If charges for packing, freight, carriage, insurance, customs duties or other additional costs are separately stated on Soltec's Price List, Order Form, Confirmation of Order or Invoices and included in the price stated thereon, Soltec reserves the right to adjust its price should the costs on which such additional charges are based be modified.

1.5. The supply of Soltec products not included in the price list, should take place only after Soltec has provided a quote directly on the customer's request.

1.6. Soltec reserves the right to change prices in case of altered quantity, color, size, or any other facts that are the basis for price calculation.

1.7. The Buyer may not legally claim the right of retention of payment of the price or of the delivery of the goods, and he cannot make any exceptions or raise any counterclaims, unless Soltec substantially breaches its obligations, despite a written warning of the Buyer, and does not provide adequate guarantee.

2. TAXES AND DUTIES

2.1. Unless otherwise agreed in writing, Soltec's prices are exclusive of any federal, state or local taxes or other other taxes which may now or hereafter be applicable to the transaction, the products, their sale, their value or their use or to any services performed in connection therewith.

2.2. The Buyer agrees to pay or reimburse any such taxes which Soltec or Soltec's subcontractors or suppliers are required to pay. Buyer shall furthermore be responsible for the import of the products into the country of delivery, if delivered outside of Slovenia.

3. SALES PROMOTION

3.1. The Buyer, whereas this is a reseller or distributor to Soltec, agrees to use his best efforts to promote the sale of the products within his territory in and shall protect Soltec's interests with the diligence of a responsible businessman.

3.2. The Buyer shall provide and maintain an adequate organisation to promote sales and, where appropriate, after-sale service, with all necessary means and personnel, in order to ensure the fulfilment of his obligations throughout the territory.

3.3. The Buyer undertakes to strictly conform to the Soltec's marketing policy, especially with regard to the choice of products and their performance and the distribution channels, which must in any case be adequate for the trademark image of Soltec.

3.4. The Buyer shall take part, at his own expense, in the main fairs and exhibitions in his territory. Soltec reserves however the option to participate directly to any fair or exhibition in the territory and in such case the parties will bear their respective expenses.

3.5. The Buyer shall be responsible for all advertising necessary to adequately promote the Products within the territory. He agrees to regularly advertise and publicise the products as well as Soltec's name and trademarks in the territory. Any advertising and promotion regarding Soltec and/or the products shall be in strict accordance with the indications given by Soltec, in order to warrant that it conforms in all respects to the company's image and marketing policies.

3.6. Any advertisement materials regarding the products issued by the Buyer, including their presentation through Internet, shall strictly conform to Soltec's guidelines and must receive the prior approval of Soltec. The costs of all advertising and sale promotion activities shall, unless otherwise agreed, be borne by the Buyer.

3.7. The Buyer may advertise the products and/or his activity as reseller or distributor of Soltec's products on Internet, provided he informs Soltec so that the latter can check that such advertising conforms to his trademark image. The costs of such advertising will be borne, unless otherwise agreed, by the Buyer.

4. SOLTEC'S SUPPORT TO THE BUYER

4.1. Soltec shall provide the Buyer, at cost price, with all documentation relating to the products (brochures, price-lists, catalogues, etc.) needed by the Buyer for carrying out his commitments under the contract.

4.2. If such documentation needs to be translated in the language of the Buyer's country or otherwise adapted to the requirements of such country, the Buyer will carry out such translations or adaptations at his costs.

4.3. Unless otherwise agreed, any documentation expressly made for the Buyer's country shall be at the Buyer's charge.

4.4. At the end of this contract the Buyer shall return to Soltec any advertising material or other documentation provided to the Buyer which is still in the Buyer's possession.

5. BUYER'S OBLIGATIONS TO REPORT MARKET CONDITIONS

5.1. The Buyer shall with due diligence keep Soltec informed about his activities, market conditions and the state of competition (e.g. features and prices of competing products, marketing actions of competing firms, etc.) within his territory. He shall furthermore answer any reasonable request for information made by Soltec.

5.2. The Buyer shall further keep Soltec informed about the laws and regulations in force in the territory to which the oroducts must conform (e.g. labelling, technical specifications, safety requirements, etc.) and shall require in the name and on behalf of Soltec any authorization which might be necessary for distributing or selling the products in the territory.

5.3. The Buyer shall further send an annual report on his activities.

6. TERMS OF PAYMENT/RESERVATION OF TITLE

6.1. Except as otherwise provided on the face of Soltec's Invoices or Confirmation of Order, payment shall be due all in advance prior to dispatching of products.

6.2. If Buyer does not observe the agreed dates of payment, Buyer shall, without any requirement of a formal notice from Soltec, pay interest to Soltec on overdue amounts from the date(s) due, at the rate of eight (8) percent per annum or any interest rate that is due on the basis of applicable local law. Payment of such interest does not release Buyer from its obligation to make payments when due.

6.3. Buyer shall not be entitled to any setoff of claims or retention rights ("Counterclaims"), unless such Counterclaims are based on claims or rights against Soltec that are either: (a) undisputed or (b) legally binding with final force and effect and non-appealable.

6.4. If, in the judgment of Soltec, the financial condition of Buyer, at any time during the manufacturing period or at the time the products are ready for dispatch, does not justify the continuance of the work to be performed by Soltec hereunder or the terms of payment specified, Soltec may require full payment in advance as well as in the event of Buyer's bankruptcy or insolvency or in the event any proceeding is brought against Buyer, voluntarily or involuntarily, under the bankruptcy or any insolvency laws.

6.5. Soltec shall be entitled to cancel any order then outstanding at any time during the period allowed for filing claims against the estate and shall receive reimbursement for its proper cancellation charges and expenses.

6.6. Soltec's rights under this paragraph are in addition to all rights available to it at law or in equity. Orders being placed and relevant terms of payment shall remain as specified, if the transportation, delivery, installation, commissioning or taking possession of the products or services is/are delayed or prevented due to reasons beyond Soltec's control, or if parts are missing, but to be supplied within a reasonable period of time.

6.7. In the event that any payment or payments are not made by Buyer in accordance with the terms or as may be otherwise agreed upon, Soltec, at its option, may terminate the underlying contract, and be entitled to claim damages.

6.8. The products shall be identified in the specific contract and risk of loss shall pass to Buyer when the products are placed in the hands of a carrier. Title to the products shall not pass to Buyer until all the amounts due to Soltec in respect of the delivery, including any interest and costs, have been paid.

6.9. Goods can only be returned with the express prior written approval of Soltec. The cost of transporting and processing returned goods (incoming goods, inspection including packaging, storage, etc.) will be borne by the Buyer.

7. PRODUCTION TIME/DELIVERY TIME

7.1. Soltec products are intended Ex-Works EXW Incoterms 2010 (International Commercial Terms), company seat: Soltec d.o.o., Obrtna ulica 9, Dobova, Slovenia.

7.2. Soltec shall not be liable for any loss or damage to Buyer resulting from any delay in delivery.

7.3. Production time for any Soltec products starts when the Buyer has confirmed the offer in writing and technical plans and has provided advanced payment according to these General Sales Conditions.

7.4. The due date(s) on Soltec's Price List, Order Form, Confirmation of Order or Invoices are approximate and shall be reasonably extended if:

(a) information required by Soltec from Buyer to execute the order is not received in a timely manner;

(b) if changes to the Order are agreed upon by Soltec and Buyer;

(c) Soltec is not able to make timely production by reason of hindrances which, despite due care, Soltec cannot avoid (inclusive of those occurring in the works of its major suppliers or third parties), such as epidemics, pandemics, act of civil or military authority, mobilization of armed services, war, riots, strikes, boycotts, picketing, lock-outs or other disturbances, machinery breakdowns, accidents, labor conflicts, delayed or deficient delivery of necessary raw materials or semi-manufactured and manufactured products, the need to scrap important components due to defective casting, official or other measures of whatever kind, transport difficulties, natural catastrophes, and any acts of God; or

(d) if Buyer or a third party is behind schedule with work which it has to carry out, or late in fulfilling its contractual obligations (including, bur not limited to failure by Buyer to observe the terms of payment).

7.5. Soltec shall not be liable for any loss or damage to Buyer resulting from any delay in production, except as noted below.

7.6. Buyer shall be entitled to cancel an order already being placed or refund of advanced payments or damages for delay in production, only if it can prove that said delay has been caused by direct fault of Soltec and that Buyer has suffered a loss as a result of such delay.

7.7. Notwithstanding anything to the contrary, damages for delayed production shall in no cases exceed one half (1/2) of one percent (1%) for every full week of delay and shall in no case whatsoever exceed a total of five percent (5%) of the sales price Ex-Works of that portion of the supplies which have been delayed. In no event shall any damages be due to Buyer for the first two (2) weeks of any delay.

7.8. It is the Buyer responsibility to take over the goods upon delivery and to inspect them. The Buyer will sign the bill of delivery with acknowledgment of receipt stating its name. The Buyer can authorize someone else to represent them in order to take over the goods.

8. MODIFICATION OF ORDERS

8.1. Orders being placed may be revoked or modified by the Buyer only with written permission of Soltec. Changes to the original order being placed have to be communicated in writing and are subject to Soltec's acceptance. When the production for carrying out the order has already started prior to the modification or revocation of the order, the Buyer shall be charged with the cost of the material purchased or produced and which can no longer be used in relation to the modified or revoked order. Changes to any given order that is approved by Soltec automatically leads to an extension of the production time of the same order.

9. SOLTEC'S TRADEMARKS – UNFAIR COMPETITION – CONFIDENTIALITY

9.1. The Buyer acting as a reseller or distributor to Soltec shall use Soltec's trademarks, trade names or any other symbols (hereafter «Trademarks»), but only for the limited purpose of advertising the sale of the products and identifying himself as a reseller or distributor of Soltec, such use of the Trademarks being made in Soltec's sole interest.

9.2. Any use of the Trademarks on advertising materials or on any other materials addressed to third parties or on Internet (especially on the Buyer's web site, if any) shall require the prior written consent of Soltec.

9.3. The Buyer agrees neither to register, nor to allow or favour the registration by third parties of any of the Trademarks (nor of any trademarks, trade names or symbols which are confusingly similar to the Trademarks), in the territory or elsewhere.

9.4. He furthermore agrees not to include the Trademarks in his own trade or company name.

9.5. The Buyer shall inform the Supplier, as soon as he gets notice of it, about any acts of unfair competition or infringement of Soltec's Trademarks or other intellectual property rights (e.g. patents) by third parties and concerning the Products. He shall also assist Soltec in defence of his rights in the territory.

9.6. The Buyer shall not reveal either during the currency of this contract or after its termination or expiration Soltec's trade or commercial secrets or other confidential information (e.g. technical data regarding the products, discount policies, general conditions of sale, warranty conditions, etc.) that has come to his knowledge through his activities as reseller or distributor of Soltec, and agrees not to use such secrets or confidential information for purposes other than those of the present contract.

10. WARRANTY

10.1. Soltec warrants that the products will adhere to Soltec's description and that the specifications will be the kind and quality described in the contract and will be free of defects in workmanship or material. Should any failure to conform to this warranty appear on the date of delivery, Soltec shall, in complete fulfillment of its liabilities under this warranty, if given written notice by Buyer, correct by repair or replacement, at discretion of Soltec.

10.2. The Buyer acknowledges that there may be deviations in the color of the delivered goods compared to the sample shown in Price List, Soltec's documentation or presented photos or material, and that slight color deviations may occur when the surface is enameled. Such deviations do not give the Buyer the right to any claim or demand for the annulment of agreement or to refuse delivery and/ or payment of the products.

10.3. Soltec can arrange the transport of the products upon request, on behalf of the Buyer and at his risk and costs.

10.4. Buyer shall be obliged to inspect the Products upon delivery: inspection shall regard amongst others appearance, status, quantity and size of products. Within ten (10) days after delivery and before installation, the Buyer will report to Soltec about any visible defects or damages or non-conformity of parts and products, marking them on the delivery note and report them to Soltec.

10.5. Defects or damages or non-conformity, including any possible missing parts, which are reported at a later date will not be accepted by Soltec and, except for any latent defects, any failure to inspect the products within this period shall be deemed as an acceptance of the products.

10.6. Date of delivery starts when the products leave Soltec's facility on an Ex-Works basis. Latent defects shall be sent to Soltec by the Buyer via registered mail or the official e-mail address immediately after discovery and no later than one (1) month from delivery. Any complaints made at a later date will not be accepted.

10.7. Buyer shall fully cooperate with Soltec and make the products available for inspection if so requested by Soltec, by supplying photographic evidence and/ or returning defective components on the address of Soltec. In no event will Soltec be responsible for providing access to the defective part or parts or for the disassembly, removal, or reinstallation of the products or components thereof.

10.8. The warranty contained in this section will terminate immediately if Buyer or a third party undertakes inappropriate or improper use, modification or repairs or if Buyer, in case of a defect, does not immediately take all appropriate steps to mitigate damages and notify Soltec in writing of its obligations to remedy such defect.

10.9. Correction of nonconformities in the manner and for the period of time provided above shall constitute fulfillment of all liabilities of Soltec to the Buyer, whether based on contract, negligence or otherwise, with respect to such products. The warranty provided for in this Section shall not be applicable if Buyer is an arrears with any payments due.

10.10. Returns of goods, for any reason due, must first be authorized by Soltec and, unless otherwise agreed, sent to the headquarters of Soltec at the expenses of the buyer.

10.11. Soltec assumes no responsibility or liability for any accidents caused to third parties or direct and indirect damages to property during the installation phase, as well as any direct and indirect damages to goods caused by improper installation.

10.12. Soltec shall not be liable in any civil, criminal and/or administrative proceedings for the damage caused by unauthorized use of the products and/or following their use outside the parameters of performance specifically provided for each specific type of product. 10.13. Warranty of Soltec's product is applicable as follows:

Structure: 5 Years
Motors: 1 Year
Electronic parts: 2 Years
Other parts and components: 2 Years

10.14. The Buyer acknowledges and accepts that the value of the components that have to be replaced under warranty because recognized as originally defective, decreases in time, with the exception of motors and automation (control units, transformers and other possible electronic parts), which is calculated according to the following depreciation parameters:

- 1st and 2nd year 100% of the value;
- 3rd year 60% of the value;
- 4th year 40% of the value;
- 5th year 20% of the value.

10.15. The warranty is limited to the repair or replacement at the expense and choice of Soltec of the parts affected by faults and/ or defects and/or non-compliant with the advised quality.

10.16. The customer is not entitled to claim any other compensation or damages from Soltec, such as installation costs, travel expenses and salaries. Installation and maintenance of goods must always be performed in accordance with the Installation manual and User manual instructions.

10.17. Furthermore, resellers of Soltec products are responsible to perform the installation as well as any further maintenance as needed and instruct the final user according to the Instructions Manual.

10.18. Qualified personnel must be appointed to carry out any electrical connections, grounding and any intervention on the electrical systems and any interventions carried out by unauthorized personnel invalidate the warranty relieving Soltec form any liability arising in any way.

10.19. Warranty cannot be claimed in case of damage to goods from improper use and / or inadequate maintenance. Incorrect use can be understood as any abuse, dangerous handling, incorrect or compulsive use and improper repair or modification.

10.20. Soltec's warranty does not apply in case of damages caused during harmful environmental conditions, riot, civil commotions or war, transport or storage, errors caused by unauthorized repairs by third parties and in case for any malfunctions or damages caused by parts that have not been approved by Soltec's technical department.

10.21. The warranty also does not apply in the event of improper use or installation, in case of damages caused by painting, drilling, corrosion, saltiness, temporary or permanent change in environmental factors, installation for purposes others than the ones the product was designed for. Soltec shall not be liable for direct, indirect, incidental or consequential damages such as, but not limited to, loss of profits or revenue, damage or loss of other property or Products or cost of capital.

10.22. The remedies of Buyer set forth herein are exclusive and Soltec's liability with respect to any contract or sale or anything done in connection therewith, whether in contract, in tort, under any warranty, or otherwise, shall not, except as expressly provided herein, exceed the cost of the Products or part on which such liability is based.

11. GOVERNING LAW

11.1. This contract shall be governed by and construed in accordance with the laws of the Republic of Slovenia, without any regard to this country's or any other jurisdiction's conflicts of law principles.

11.2. Buyer and Soltec stipulate and agree that the court of competent subject matter jurisdiction for the city of Krško, Slovenia shall have jurisdiction and both parties agree that such venue is proper in such courts for all actions or proceedings with respect to these General Sales Conditions.



Structure: 5 years

5-Year warranty, made in the EU, certified

INOX
STAINLESS STEEL

COMPLIANCE

The SOLTEC FPE system is designed and manufactured in accordance with applicable European regulations and standards relating to façade systems, machinery safety, structural performance and electrical installations. Project-specific structural calculations, wind load verification and relevant CE documentation are provided according to the selected system configuration and local regulatory requirements.

For optimal quality and safety, the Soltec carport is manufactured in accordance with the following european standards:

EN 1990:	**Basis of structural design**
EN 1991:	**Actions on structures**
EN 1999:	**Design of aluminium structures**
EN 1090:	**Execution of steel and aluminium structures**
EN 13659:	**Shutters and external blinds – performance and safety requirements**
EN 60335-1:	**Household and similar electrical appliances – general safety requirements**
EN 60335-2-97:	**Particular safety requirements for drives for rolling shutters, awnings, blinds, and similar equipment**

soltec
More life.

SOLTEC d.o.o.
Obrtna ulica 9
8257 Dobova
Slovenija, EU

+386 7 45 22 126
+386 51 650 850
info@Soltec.si
www.soltec.si

COPYRIGHT NOTICE / The design, structure, and content of this catalogue are protected by copyright, which belongs exclusively to Soltec. Modifying, copying, publishing, selling, or licensing any part or the entire content of this catalogue without prior permission from Soltec is strictly prohibited. Unauthorized use of the content may constitute a violation of copyright laws or other regulations.
DISCLAIMER / Soltec assumes no responsibility for typographical errors, technical inaccuracies, or subsequent changes to the content of this catalogue. Images are for illustration purposes only. Actual products may vary depending on specifications, design, and additional equipment.